

NO.	REVISIONS	DATE
	DESCRIPTION	

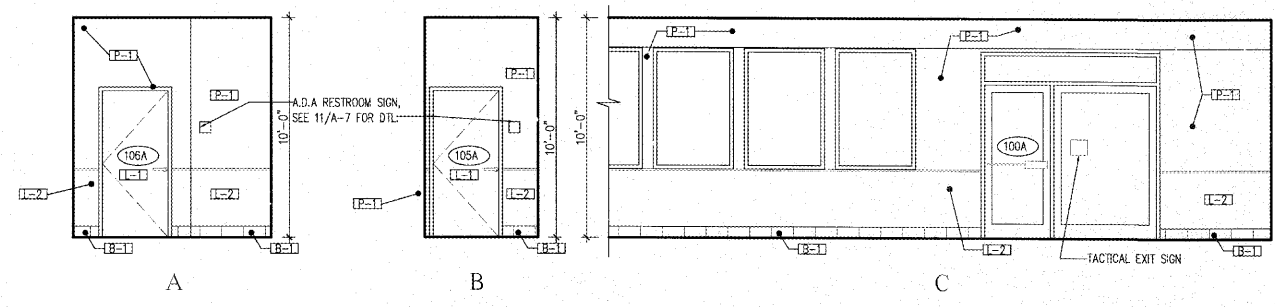
DRAWN BY: _____ CHECKED BY: _____

INTERIOR ELEVATIONS

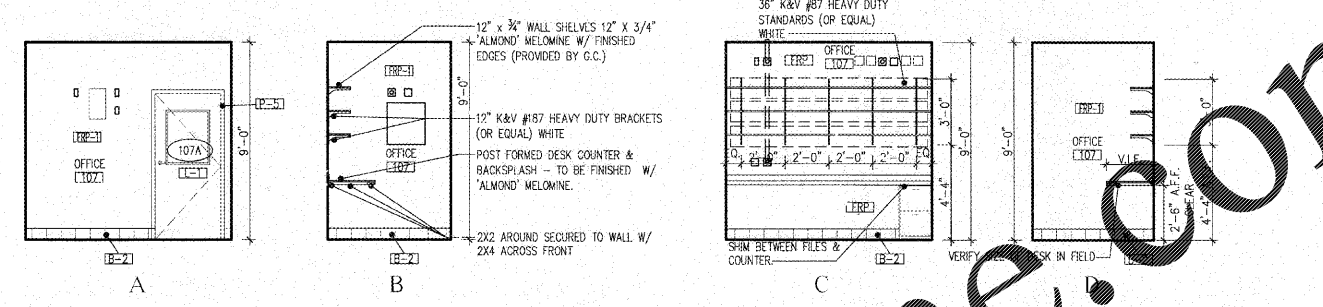
DATE: 6-23-17

SHEET NUMBER:

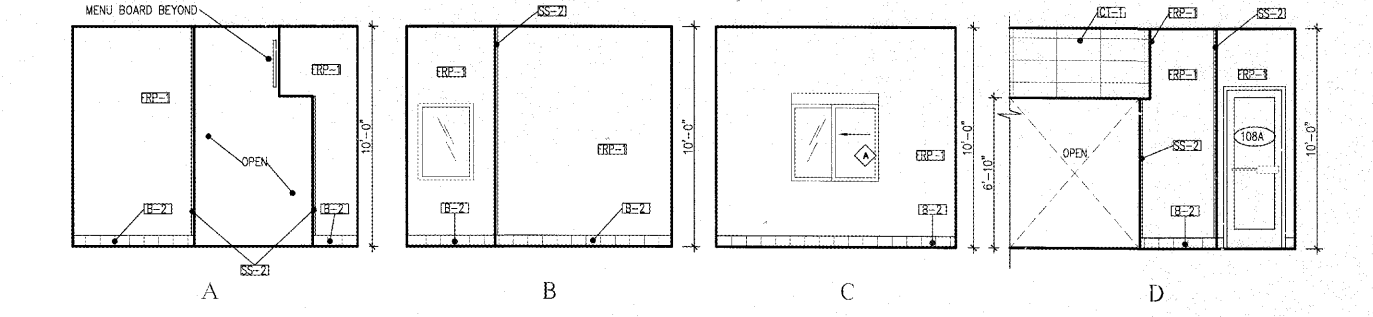
A-5.2



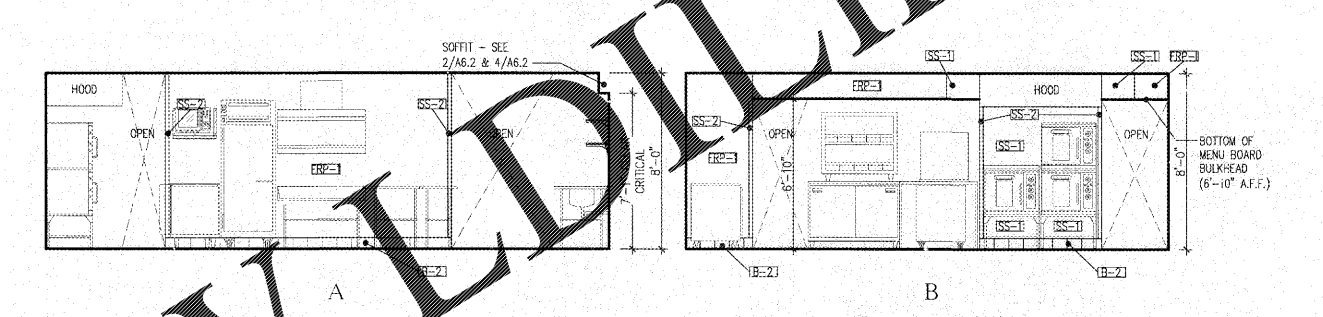
ELEVATION AT RESTROOM VESTIBULE SCALE: 1/4" = 1'-0" 1



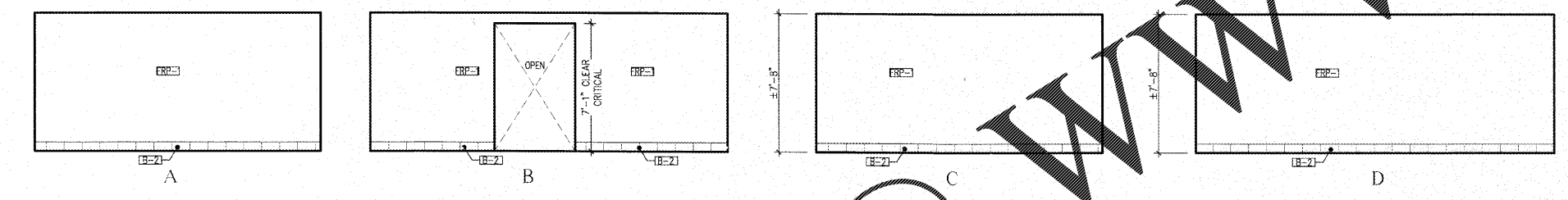
ELEVATION AT MANAGER'S OFFICE SCALE: 1/4" = 1'-0" 2



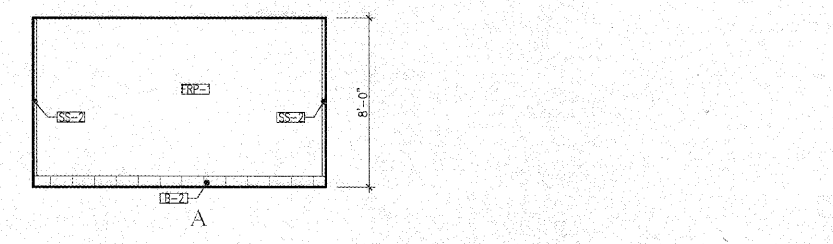
ELEVATION AT ICE CREAM/BREW AREA + DRIVE-THRU AREA SCALE: 1/4" = 1'-0" 3



ELEVATION AT BISQUIT PREP AREA + AT TRANSFER TABLE AREA SCALE: 1/4" = 1'-0" 4



ELEVATION AT UTILITY / DRY STORAGE AREA SCALE: 1/4" = 1'-0" 5



ELEVATION AT HALLWAY WALL SCALE: 1/4" = 1'-0" 6



ELEVATION AT REAR WALL OF ORDER AREA SCALE: 1/4" = 1'-0" 7

GENERAL NOTES:
1. REFER TO SHEET A1.1 FOR INTERIOR FINISHES & LOCATION MARKERS.
2. REFER TO SHEET QF100 FOR EQUIPMENT INFORMATION.

NOTES 8

Order Plans @