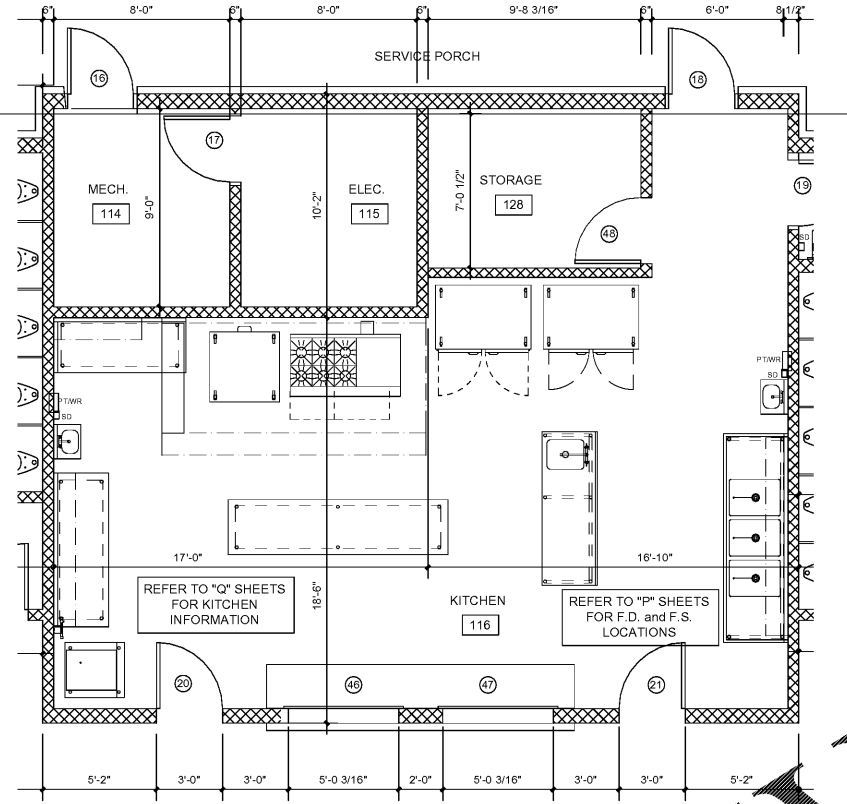
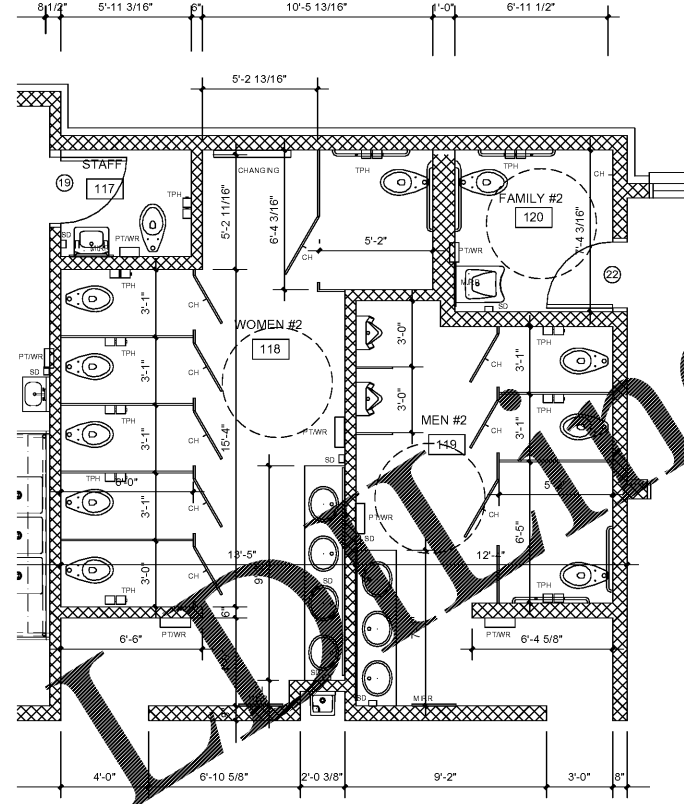


1
a1.4 ENLARGED FLOOR PLAN
RESTROOMS - WEST
Scale: 1/4" = 1' - 0"

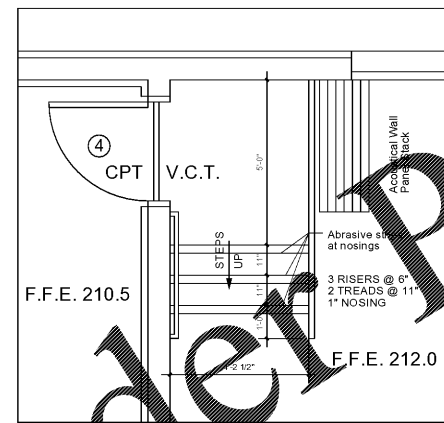


2
a1.4 ENLARGED FLOOR PLAN
KITCHEN & MECH/ELEC
Scale: 1/4" = 1' - 0"

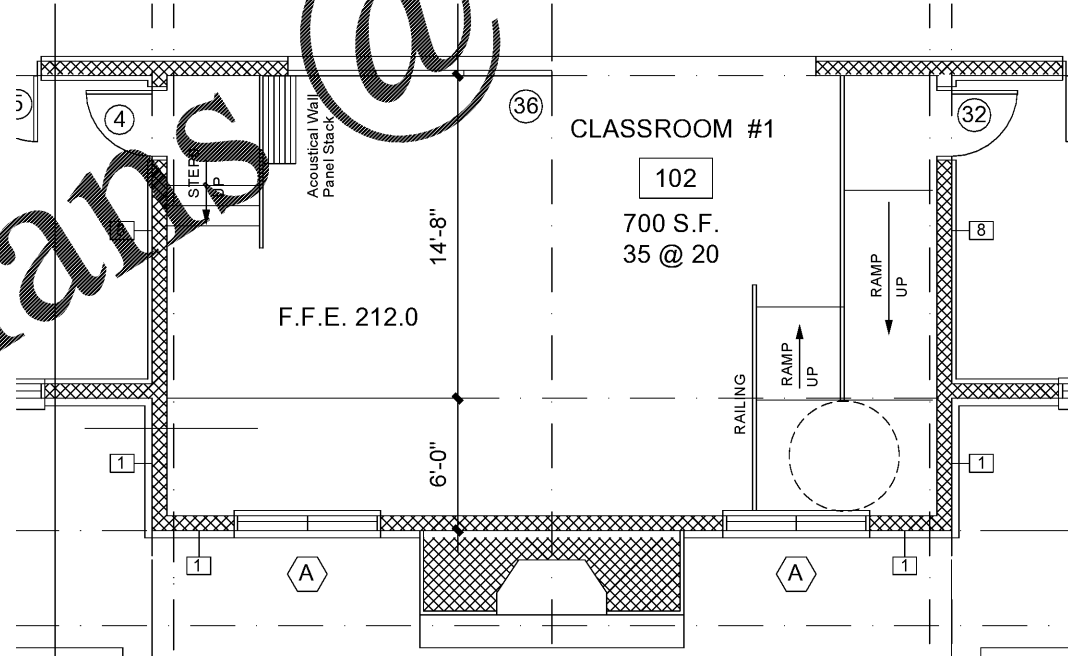


3
a1.4 ENLARGED FLOOR PLAN
RESTROOMS - EAST
Scale: 1/4" = 1' - 0"

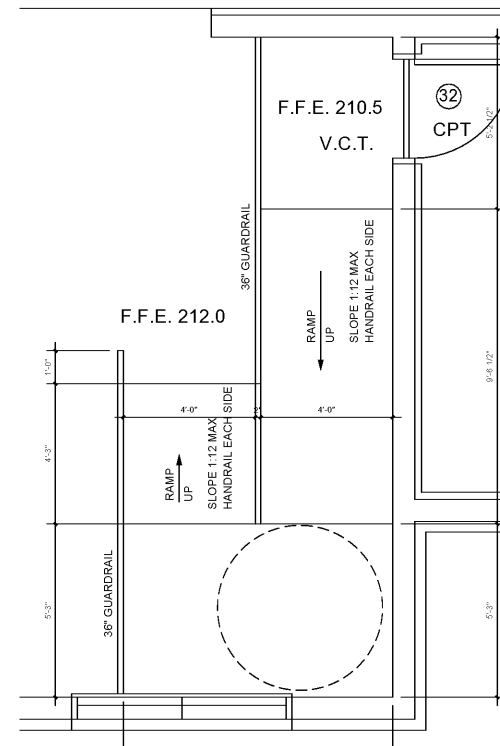
ELEVATIONS SIMILAR TO
1/a5.1 - OPPOSITE HAND



4
a1.4 STAIR DETAIL
Scale: 13/8" = 1' - 0"



5
a1.4 ENLARGED FLOOR PLAN
CLASSROOM #1
Scale: 1/4" = 1' - 0"



6
a1.4 RAMP DETAIL
Scale: 13/8" = 1' - 0"

Order Plans @ WWW.LDMLME.COM



McCree/Snow Architects, PA
Architects and Planners
2210 Bevine Street (29205)
Columbia, SC 29205
803.777.8267
osnow@msrch.net

Enlarged Plans
Pinewood Community Bldg.
Richland County
Old Garners Ferry Road
Columbia, SC 29209

File date: 8/22/2017

Construction Documents

Drawn: -	Checked: -
Revised: -	
File: -	Project No.: #####

a1.4
Sheet Number
AUGUST 22, 2017
Date