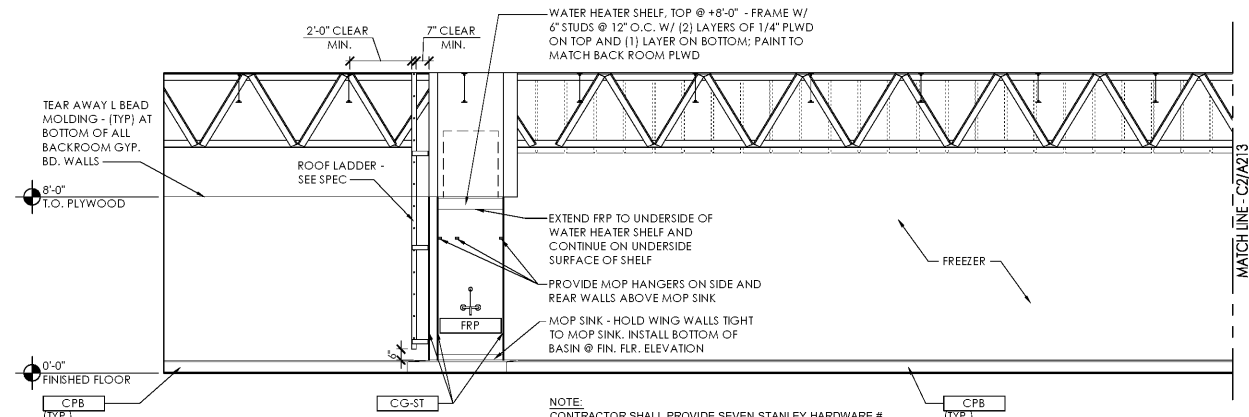


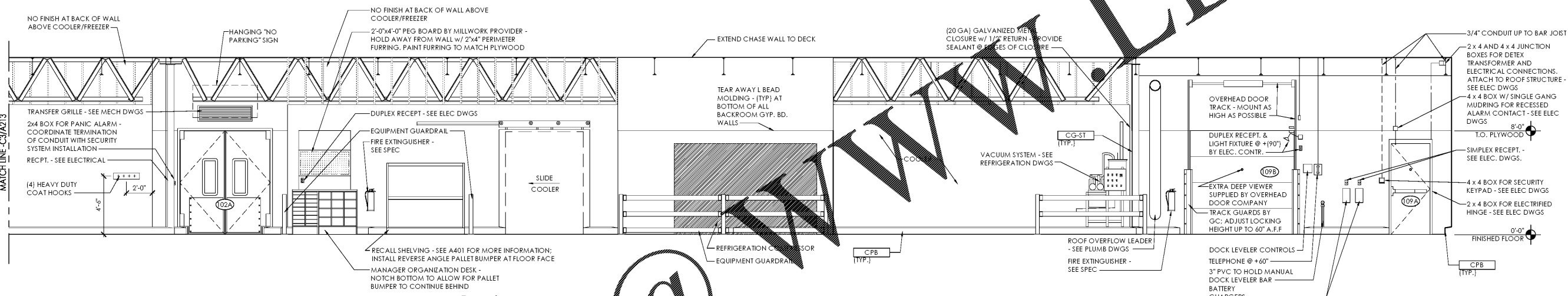
PLOTTED: 9/1/2017 1:16 PM

Order Plans @

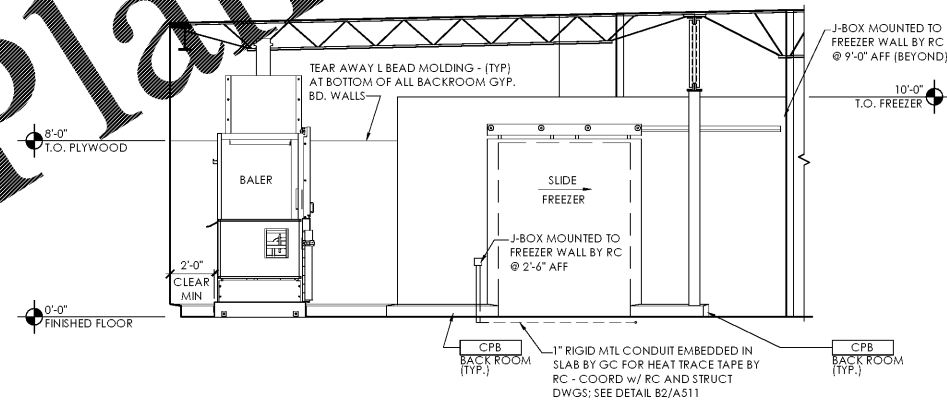
NOTE:  
 1. REFER TO DRAWING A-603 FOR ALL FINISH CALL-OUTS  
 2. VERIFY THE LOCATION OF ELECTRICAL OUTLETS WITH ELECTRICAL PLANS BEFORE INSTALLATION. IF THERE IS A CONFLICT, NOTIFY OWNER PRIOR TO ANY WORK.



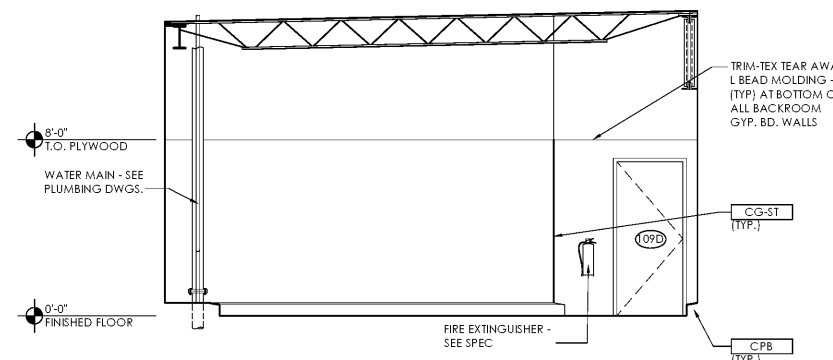
C3 Backroom Interior Elevation  
 SCALE: 1/4" = 1'-0"



C2 Backroom Interior Elevation  
 SCALE: 1/4" = 1'-0"



C1 Backroom Interior Elevation  
 SCALE: 1/4" = 1'-0"



A1 Backroom Interior Elevation  
 SCALE: 1/4" = 1'-0"

Issued:	Date:
A Client Review Set	04/07/17
B Permit Set	04/07/17
C Bid Set	09/05/17
D	

Revisions:	Date:
1	
2	
3	
4	
5	
6	
7	
8	
9	

DO NOT SCALE PLANS  
 Copying, Printing, Software and other processes required to produce these prints on stretch or shrink the actual paper or layout. Therefore, scaling of this drawing may be inaccurate. Contact ms consultants with any need for additional dimensions or clarifications.

**ms consultants, inc.**  
 engineers, architects, planners  
 2221 Schrock Road  
 Columbus, Ohio 43229-1547  
 phone 614.898.7100  
 fax 614.898.7570

DRAWN BY: MYG  
 REVIEWED BY: MJB/CLR

PROFESSIONAL OF RECORD:  
 ERIC ELIZONDO No. 0401016074  
 EXP. DATE: 06/30/2018

**ALDI Inc.**  
 1985 Old Union Church Road  
 Salisbury, NC 28146  
 (704) 642-0023  
 (704) 642-0078 fax

ALDI Inc. Store #: 161  
 VA Beach Blvd & Thalia  
 4220 Virginia Beach Blvd  
 Virginia Beach, VA 23452  
 Willis Wayside  
 Project Name & Location:

Interior Elevations	
Drawing Name:	Project No.
Prototype Rls. 02/08/17	40320-40
Type: RHSD-V7	
	A-213
Scale: As Noted	Drawing No.