

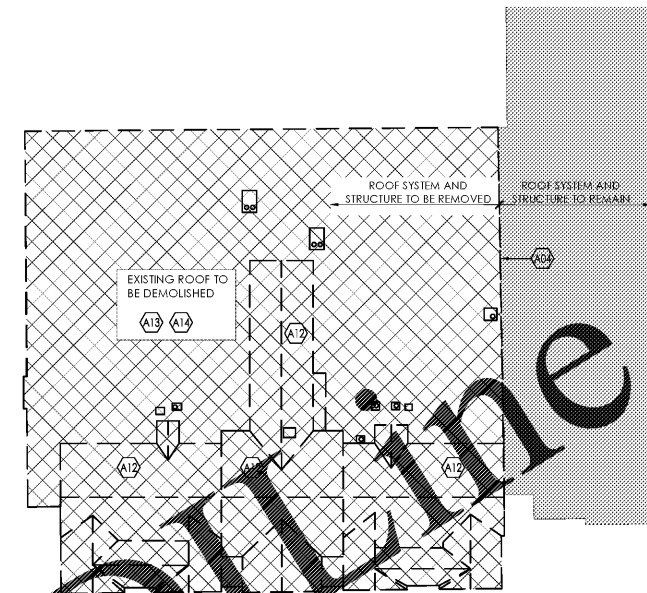
Order Plans @

**General Notes:**

1. THESE DEMOLITION DRAWINGS ARE FOR GENERAL INFORMATION OF EXISTING CONDITIONS, INCLUDING ARCHITECTURAL, MECHANICAL, ELECTRICAL AND PLUMBING, AND IS NOT INTENDED TO BE TOTALLY INCLUSIVE OF ALL DEMOLITION REQUIREMENTS. THE CONTRACTOR SHALL INSPECT THE SITE AND MAKE REASONABLE EFFORT TO BID ALL ITEMS NEEDING REMOVAL, INCLUDING THOSE ABOVE EXISTING CEILINGS, BEHIND DOORS, IN CHASEWAYS, ETC., THAT ARE NOT SPECIFICALLY SHOWN ON THE DEMOLITION DRAWINGS.
2. **FIELD VERIFY ALL EXISTING CONDITIONS.** COORDINATE WITH LANDLORD REP. AT BID WALK-THROUGH ALL DEMOLITION SHOWN ON THIS DRAWING. SOME ITEMS SHOWN TO BE REMOVED MAY NEED TO BE SALVAGED AND REUSED. CONTRACTOR'S FAILURE TO COORDINATE WITH LANDLORD REP. AT BID WALK-THROUGH SHALL NOT BE THE BASIS OF ANY CHANGE ORDERS DURING CONSTRUCTION.
3. COORDINATE ALL REMOVALS WITH STRUCTURAL DRAWINGS. CONTRACTORS SHALL BE RESPONSIBLE FOR SHORING ALL EXISTING CONSTRUCTION AS REQUIRED. STAMPED ENGINEERED SHORING DRAWINGS SHOULD BE PRODUCED AND SUBMITTED FOR REVIEW. CONTRACTOR'S FAILURE TO DO SO SHALL BE AT HIS OWN RISK.
4. REMOVALS SHALL INCLUDE THE SPECIFIC ITEMS INDICATED AND ALL OTHER ASSOCIATED ITEMS AS REQUIRED TO BE REMOVED FOR INSTALLATION OF NEW CONSTRUCTION. ITEMS TO BE DEMOLISHED ARE SHOWN BY DASHED LINES, AREAS, AND/OR KEYNOTES.
5. DEMOLITION CONTRACTOR SHALL COORDINATE REMOVALS OF ALL ITEMS THAT WILL AFFECT THE INSTALLATION OF NEW CONSTRUCTION AS DIRECTED BY THE OWNER'S CONSTRUCTION REPRESENTATIVE.
6. PROVIDE TEMPORARY WEATHER PROTECTION DURING ALL EXTERIOR REMOVALS, OR TO PROTECT WORK THAT IS EXPOSED TO THE WEATHER UNTIL PROTECTED ELEMENT IS IN ITS COMPLETED STATE.
7. PROTECT EXISTING CONSTRUCTION SCHEDULED TO REMAIN.
8. REMOVAL OF EXISTING CEILINGS SHALL INCLUDE: REMOVAL OF EXISTING SUSPENSION SYSTEM AND PANELS, FASTENERS, ETC., AS REQUIRED FOR NEW WORK. COORDINATE WITH ARCHITECTURAL AND M/E/P SPECIFIC DEMOLITION NOTES.
9. CONTRACTOR SHALL BE RESPONSIBLE FOR LAYING OUT THE WORK, AND SHALL INFORM THE OWNER'S REPRESENTATIVE OR THE ARCHITECT OF ANY DISCREPANCIES AFFECTING PROPER COMPLETION OF CONTRACT WORK. **THIS PLAN IS NOT A RECORD DRAWING AND SHALL BE CONSIDERED A GENERAL SCOPE OF THE DEMOLITION REQUIRED.** THE CONTRACTOR WILL BE RESPONSIBLE FOR THE REMOVAL OF ALL ITEMS NECESSARY FOR THE NEW WORK (ALL TRADES) TO BE PERFORMED PROPERLY. THE CONTRACTOR SHALL BE RESPONSIBLE FOR RELOCATING ALL ELECTRICAL, MECHANICAL, AND PLUMBING SERVICES THAT ARE TO REMAIN FOR EXISTING TENANTS ONLY. THIS INCLUDES SCHEDULING ALL SHUT-DOWNS, DISCONNECTS, AND RECONNECTS OF THOSE SERVICES.
10. PROVIDE DUST-TIGHT TEMPORARY CONSTRUCTION BARRIERS AS REQUIRED.
11. REFER TO SPECIFICATIONS SECTION 024119 - SELECTIVE STRUCTURE DEMOLITION FOR ADDITIONAL REQUIREMENTS.
12. MAINTAIN ACCESS TO AND PROPER OPERATION OF EMERGENCY EXITS DURING CONSTRUCTION.
13. SALVAGE EXISTING SLATE ROOF AND EXISTING WOOD FLOORING. RETURN ITEMS TO OWNER.

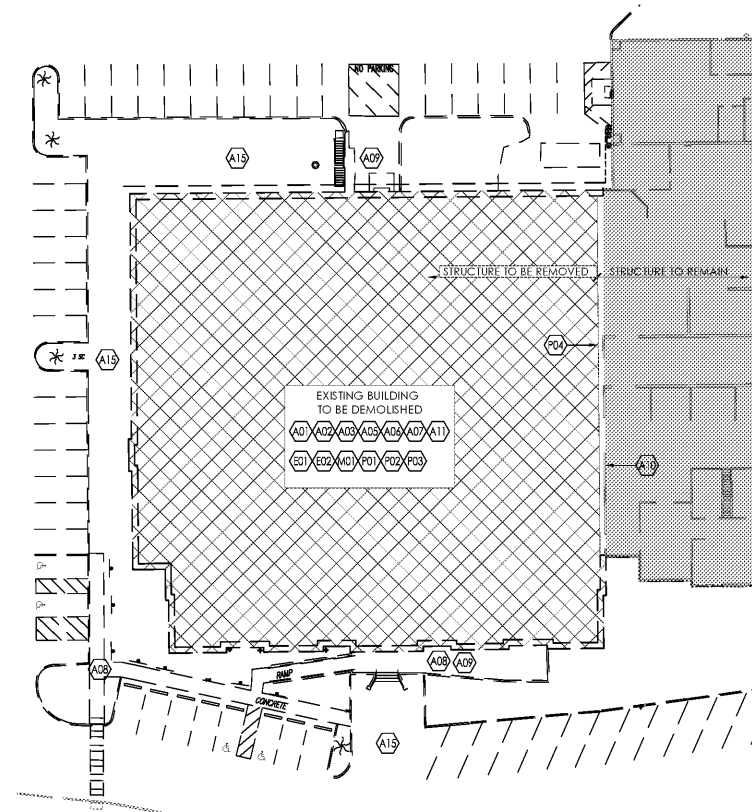
**Keyed Notes:**

- ARCHITECTURAL DEMOLITION NOTES**
- A01 REMOVE EXISTING SUSPENDED CEILING GRID, CEILING TILES, DRYWALL CEILING, HANGERS, SIGNAGE AND LIGHT FIXTURES IN THEIR ENTIRETY. REMOVE ALL BALCONY RAMP AND OTHER HAZARDOUS MATERIALS IN AN APPROPRIATE MANNER. REMOVE ALL RELATED ABANDONED CONDUITS, WIRING AND GAINES.
  - A02 ALL EXISTING INTERIOR WALLS TO BE REMOVED.
  - A03 ALL EXISTING PARTITION FRAMES, AND ALL ASSOCIATED HARDWARE TO BE REMOVED.
  - A04 REMOVE EXISTING ROOF SYSTEM AND INSULATION AS REQUIRED TO FACILITATE NEW WORK. PREP FOR NEW ROOF MEMBRANE AND INSULATION. CONTRACTOR TO PROVIDE TEMPORARY WEATHER PROTECTION AS NEEDED DURING CONSTRUCTION.
  - A05 REMOVE EXISTING EXTERIOR WALL AND FOUNDATION.
  - A06 EXISTING WOOD FLOOR SYSTEM AND CRAWL SPACE TO BE REMOVED THROUGHOUT SPACE.
  - A07 EXISTING RESTROOM TO BE REMOVED INCLUDING ALL ASSOCIATED TOILET PARTITIONS AND ACCESSORIES.
  - A08 REMOVE EXISTING CONCRETE AND BRICK SIDEWALK SLAB AND RAMPS AS INDICATED.
  - A09 REMOVE EXISTING CONCRETE STOOPS AND RAILINGS AS INDICATED.
  - A10 EXISTING TENANT DEMISING WALL TO REMAIN. G.C. TO SHEATH AND WEATHER PROTECT DEMISING WALL UNTIL NEW WALL IS CONSTRUCTED.
  - A11 EXISTING WOOD FLOORING. RETURN ITEMS TO OWNER.
  - A12 SALVAGE EXISTING SLATE ROOF. RETURN ITEMS TO OWNER.
  - A13 REMOVE EXISTING ROOF SYSTEM, SHEATHING, RIGID INSULATION AND STUD FRAMING.
  - A14 EXISTING ROOF EQUIPMENT, MECHANICAL EQUIPMENT, GAS LINES, CONDUIT, ETC. TO BE REMOVED.
  - A15 REFER TO CIVIL DEMOLITION PLAN CE-101 FOR ADDITIONAL INFORMATION RELATED TO REMOVAL OF SITE ELEMENTS AND UTILITIES.
- ELECTRICAL DEMOLITION NOTES**
- E01 DISCONNECT AND REMOVE ALL EXISTING ELECTRICAL EQUIPMENT AND WIRING UNLESS NOTED TO REMAIN OR TO BE RELOCATED. DISCONNECT AND REMOVE ALL LIGHT FIXTURES, WIRING DEVICES, EQUIPMENT, SPECIAL SYSTEMS, AND ALL ASSOCIATED WIRING AND RACEWAYS, WHERE EXISTING DEVICES ARE BEING REMOVED, THEY AND THEIR ASSOCIATED WIRING AND RACEWAYS SHALL BE COMPLETELY REMOVED TO SOURCE. REMOVE ALL ABANDONED RACEWAYS AND WIRING.
  - E02 REMOVE ABANDONED ELECTRIC PANELS AS REQUIRED FOR NEW WORK. COORDINATE ALL ELECTRICAL DEMOLITION WORK WITH THE ELECTRICAL DRAWINGS.
- MECHANICAL DEMOLITION NOTES**
- M01 REMOVE ALL SUPPLY, RETURN, & EXHAUST DUCTWORK AND ASSOCIATED ACCESSORIES. REMOVE THERMOSTATS AND CONTROL EQUIPMENT AND WIRING.
- PLUMBING DEMOLITION NOTES**
- P01 REMOVE EXISTING PLUMBING FIXTURES - TYP. REMOVE ALL DOMESTIC SUPPLY, SANITARY, AND VENT LINES. REFER TO SITE DEMO FOR ADDITIONAL INFORMATION REGARDING SANITARY LINE DEMOLITION.
  - P02 REMOVE EXISTING WATER SUPPLY LINES. REFER TO SITE DEMO FOR ADDITIONAL INFORMATION REGARDING WATER LINE DEMOLITION.
  - P03 REMOVE ALL GAS PIPING, HANGERS AND SUPPORTS. REFER TO SITE DEMO FOR ADDITIONAL INFORMATION REGARDING WATER LINE DEMOLITION.
  - P04 REMOVE FIRE SPRINKLER LINES IN AREA TO BE DEMOLISHED. CAP AT SPRINKLER LINE RUNNING ALONG DEMISING WALL TO REMAIN.



2 Demo Roof Plan

SCALE: 1" = 30'



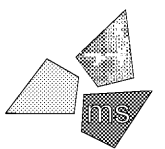
1 Demo Floor Plan

SCALE: 1" = 30'

Issued:	Date:
A Client Review Set	04/07/17
B Permit Set	04/07/17
C Bid Set	09/05/17
D	
Revisions:	Date:
1	
2	
3	
4	
5	
6	
7	
8	
9	

DO NOT SCALE PLANS

Copying, Printing, Software and other processes required to produce these prints can stretch or shrink the actual paper or layout. Therefore, scaling of this drawing may be inaccurate. Contact m/s consultants with any need for additional dimensions or clarifications.




**m/s consultants, inc.**  
 engineers, architects, planners  
 2221 Schrock Road  
 Columbus, Ohio 43229-1547  
 phone 614.898.7100  
 fax 614.898.7570

DRAWN BY: MYG

REVIEWED BY: MJB/CLR

Seal

PROFESSIONAL OF RECORD:  
 ERIC ELIZONDO No. 0401016074  
 EXP. DATE: 06/30/2018



ALDI Inc. Store #: 161  
 VA Beach Blvd & Thalia  
 4220 Virginia Beach Blvd  
 Virginia Beach, VA 23452  
 Willis Wayside  
 Project Name & Location:

Demo Floor Plan & Demo Roof Plan	
Drawing Name:	
Prototype Rls. 02/08/17	Project No. 40320-40
Type: RHSD-V7	
Scale: As Noted	Drawing No. D-101