

Order Plans @ www.LDILine.com

FINISH SCHEDULE											
ROOM NO.	ROOM NAME	FLOOR	BASE	PLAN NORTH	PLAN SOUTH	PLAN EAST	PLAN WEST	CEILING	CEILING HT.	REMARKS	ROOM NO.
106	ENTRY AREA	QUARRY TILE	QUARRY TILE	2" QUARRY TILE	2" QUARRY TILE	REF	REF	2x4 VENT. ROOF	9'-0"		106
107	KITCHEN	QUARRY TILE	QUARRY TILE	REF	REF	REF	REF	2x4 VENT. ROOF	9'-0"		107
108	CLAY BATH	QUARRY TILE	QUARRY TILE	1" QUARRY TILE 3/8" SPAC ABOVE	1" QUARRY TILE 3/8" SPAC ABOVE	1" QUARRY TILE 3/8" SPAC ABOVE	1" QUARRY TILE 3/8" SPAC ABOVE	2x4 VENT. ROOF	9'-0"		108
109	WASH. ROOM	QUARRY TILE	QUARRY TILE	REF	REF	REF	REF	2x4 VENT. ROOF	9'-0"		109
110	DRY STORAGE	QUARRY TILE	QUARRY TILE	REF	REF	REF	REF	2x4 VENT. ROOF	9'-0"		110
111	HALLWAY	QUARRY TILE	QUARRY TILE	REF	REF	REF	REF	2x4 VENT. ROOF	9'-0"		111
112	WOMEN	QUARRY TILE	QUARRY TILE	REF	REF	REF	REF	2x4 VENT. ROOF	9'-0"		112
113	MEN	QUARRY TILE	QUARRY TILE	REF	REF	REF	REF	2x4 VENT. ROOF	9'-0"		113
114	WOMEN	QUARRY TILE	QUARRY TILE	REF	REF	REF	REF	2x4 VENT. ROOF	9'-0"		114
115	MEN	QUARRY TILE	QUARRY TILE	REF	REF	REF	REF	2x4 VENT. ROOF	9'-0"		115

NOTES:

1. 1/2" DALLIE ON TILE AND BASE
2. 1/2" RED GRANITE QUARRY TILE WITH GROUT BASE. SPACED 1/8" IN ALL KITCHEN AREAS - LATERITE SPECIFICALLY DENSE POLISH BLACK. POLISH TILE ABOVE DRAWN
3. 1/2" RED QUARRY TILE WITH GROUT BASE (CLAY BATH AREA)

WALL TILE:

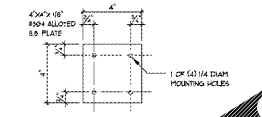
1. DRYWOOD RED SPACED AND AROUND - METAL HORIZONTAL RUNNING BOND PATTERN CAPED W/ SPLITTER TRIM AT TOP AND BROWN GROUT
2. GRAY FELD GRANITE QUARRY TILE, BATHROOM - INSTALLED VERTICALLY FULL HEIGHT
3. GRAY FELD ATLANTA QUARRY TILE, HALLWAY

CEILING:

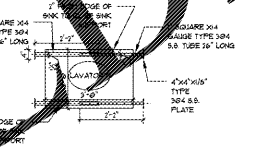
1. DRYWOOD RED SPACED AND AROUND - METAL HORIZONTAL RUNNING BOND PATTERN CAPED W/ SPLITTER TRIM AT TOP AND BROWN GROUT
2. GRAY FELD GRANITE QUARRY TILE, BATHROOM - INSTALLED VERTICALLY FULL HEIGHT
3. GRAY FELD ATLANTA QUARRY TILE, HALLWAY

INTERIOR DOOR:

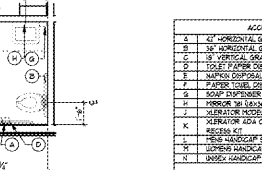
DOOR FINISH: BROWN GRANT - COLOR: A41



2 9.5. PLATE DETAIL SCALE: 1/2" = 1'-0"




3 LAV. DETAIL SCALE: 1/2" = 1'-0"

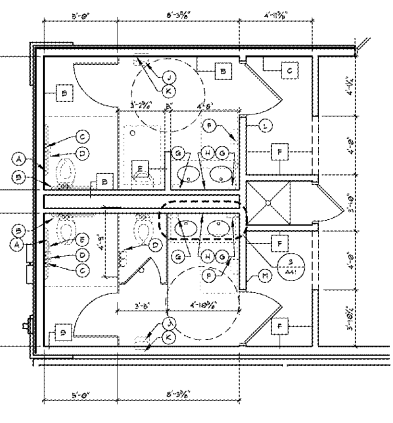


4 UNIGEX TOILET PLAN SCALE: 1/4" = 1'-0"

ACCESSORY SCHEDULE		
1	1/2" VERTICAL BRASS BAR	BRASS
2	1/2" VERTICAL BRASS BAR	BRASS
3	1/2" VERTICAL BRASS BAR	BRASS
4	1/2" VERTICAL BRASS BAR	BRASS
5	1/2" VERTICAL BRASS BAR	BRASS
6	1/2" VERTICAL BRASS BAR	BRASS
7	1/2" VERTICAL BRASS BAR	BRASS
8	1/2" VERTICAL BRASS BAR	BRASS
9	1/2" VERTICAL BRASS BAR	BRASS
10	1/2" VERTICAL BRASS BAR	BRASS
11	1/2" VERTICAL BRASS BAR	BRASS
12	1/2" VERTICAL BRASS BAR	BRASS
13	1/2" VERTICAL BRASS BAR	BRASS
14	1/2" VERTICAL BRASS BAR	BRASS
15	1/2" VERTICAL BRASS BAR	BRASS
16	1/2" VERTICAL BRASS BAR	BRASS
17	1/2" VERTICAL BRASS BAR	BRASS
18	1/2" VERTICAL BRASS BAR	BRASS
19	1/2" VERTICAL BRASS BAR	BRASS
20	1/2" VERTICAL BRASS BAR	BRASS
21	1/2" VERTICAL BRASS BAR	BRASS
22	1/2" VERTICAL BRASS BAR	BRASS
23	1/2" VERTICAL BRASS BAR	BRASS
24	1/2" VERTICAL BRASS BAR	BRASS
25	1/2" VERTICAL BRASS BAR	BRASS
26	1/2" VERTICAL BRASS BAR	BRASS
27	1/2" VERTICAL BRASS BAR	BRASS
28	1/2" VERTICAL BRASS BAR	BRASS
29	1/2" VERTICAL BRASS BAR	BRASS
30	1/2" VERTICAL BRASS BAR	BRASS
31	1/2" VERTICAL BRASS BAR	BRASS
32	1/2" VERTICAL BRASS BAR	BRASS
33	1/2" VERTICAL BRASS BAR	BRASS
34	1/2" VERTICAL BRASS BAR	BRASS
35	1/2" VERTICAL BRASS BAR	BRASS
36	1/2" VERTICAL BRASS BAR	BRASS
37	1/2" VERTICAL BRASS BAR	BRASS
38	1/2" VERTICAL BRASS BAR	BRASS
39	1/2" VERTICAL BRASS BAR	BRASS
40	1/2" VERTICAL BRASS BAR	BRASS
41	1/2" VERTICAL BRASS BAR	BRASS
42	1/2" VERTICAL BRASS BAR	BRASS
43	1/2" VERTICAL BRASS BAR	BRASS
44	1/2" VERTICAL BRASS BAR	BRASS
45	1/2" VERTICAL BRASS BAR	BRASS
46	1/2" VERTICAL BRASS BAR	BRASS
47	1/2" VERTICAL BRASS BAR	BRASS
48	1/2" VERTICAL BRASS BAR	BRASS
49	1/2" VERTICAL BRASS BAR	BRASS
50	1/2" VERTICAL BRASS BAR	BRASS
51	1/2" VERTICAL BRASS BAR	BRASS
52	1/2" VERTICAL BRASS BAR	BRASS
53	1/2" VERTICAL BRASS BAR	BRASS
54	1/2" VERTICAL BRASS BAR	BRASS
55	1/2" VERTICAL BRASS BAR	BRASS
56	1/2" VERTICAL BRASS BAR	BRASS
57	1/2" VERTICAL BRASS BAR	BRASS
58	1/2" VERTICAL BRASS BAR	BRASS
59	1/2" VERTICAL BRASS BAR	BRASS
60	1/2" VERTICAL BRASS BAR	BRASS
61	1/2" VERTICAL BRASS BAR	BRASS
62	1/2" VERTICAL BRASS BAR	BRASS
63	1/2" VERTICAL BRASS BAR	BRASS
64	1/2" VERTICAL BRASS BAR	BRASS
65	1/2" VERTICAL BRASS BAR	BRASS
66	1/2" VERTICAL BRASS BAR	BRASS
67	1/2" VERTICAL BRASS BAR	BRASS
68	1/2" VERTICAL BRASS BAR	BRASS
69	1/2" VERTICAL BRASS BAR	BRASS
70	1/2" VERTICAL BRASS BAR	BRASS
71	1/2" VERTICAL BRASS BAR	BRASS
72	1/2" VERTICAL BRASS BAR	BRASS
73	1/2" VERTICAL BRASS BAR	BRASS
74	1/2" VERTICAL BRASS BAR	BRASS
75	1/2" VERTICAL BRASS BAR	BRASS
76	1/2" VERTICAL BRASS BAR	BRASS
77	1/2" VERTICAL BRASS BAR	BRASS
78	1/2" VERTICAL BRASS BAR	BRASS
79	1/2" VERTICAL BRASS BAR	BRASS
80	1/2" VERTICAL BRASS BAR	BRASS
81	1/2" VERTICAL BRASS BAR	BRASS
82	1/2" VERTICAL BRASS BAR	BRASS
83	1/2" VERTICAL BRASS BAR	BRASS
84	1/2" VERTICAL BRASS BAR	BRASS
85	1/2" VERTICAL BRASS BAR	BRASS
86	1/2" VERTICAL BRASS BAR	BRASS
87	1/2" VERTICAL BRASS BAR	BRASS
88	1/2" VERTICAL BRASS BAR	BRASS
89	1/2" VERTICAL BRASS BAR	BRASS
90	1/2" VERTICAL BRASS BAR	BRASS
91	1/2" VERTICAL BRASS BAR	BRASS
92	1/2" VERTICAL BRASS BAR	BRASS
93	1/2" VERTICAL BRASS BAR	BRASS
94	1/2" VERTICAL BRASS BAR	BRASS
95	1/2" VERTICAL BRASS BAR	BRASS
96	1/2" VERTICAL BRASS BAR	BRASS
97	1/2" VERTICAL BRASS BAR	BRASS
98	1/2" VERTICAL BRASS BAR	BRASS
99	1/2" VERTICAL BRASS BAR	BRASS
100	1/2" VERTICAL BRASS BAR	BRASS



1 WALL TYPES SCALE: N.T.S.



5 TOILET PLAN SCALE: 1/4" = 1'-0"

LDI ARCHITECTURE
 100 S. BERRY STREET
 HENDERSONVILLE, NC 28040
 (704) 891-1111
 www.LDILine.com

COOK OUT
 HENDERSONVILLE, NC
 2546 Chimney Rock Rd. Hendersonville, NC

FINISH SCHEDULE, WALL TYPES & TOILET PLANS

DATE: 06/04/2011
 DRAWN BY: AAG
 CHECK BY: PFR
 JOB NO.: 17-00-0000
 SHEET: A4.1