

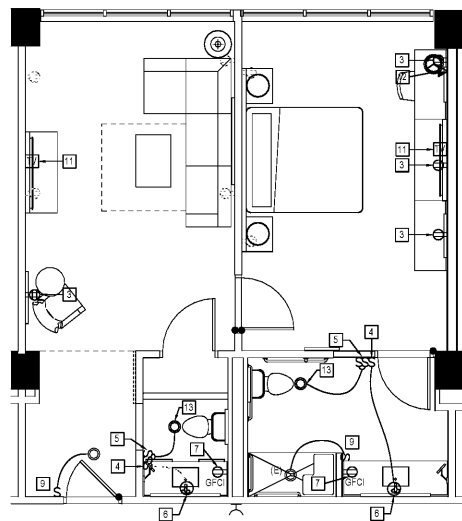


COPYRIGHT 2017 BASKERVILL. USE OF THIS WORK IN WHOLE OR IN PART IS FORBIDDEN WITHOUT EXPRESSED WRITTEN CONSENT.

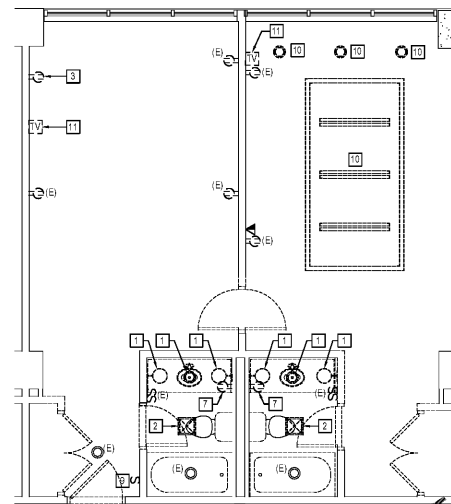
ISSUE 06/12/2017 - CONSTRUCTION DRAWINGS

DRAWING TITLE ENLARGED ACC. KING SUITE ROLL-IN SHOWER KSAR11 - ELECTRICAL

DRAWING NO. E442



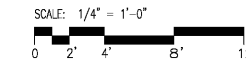
2 NEW WORK PLAN - KSAR11 E442 SCALE: 1/4" = 1'-0"



1 DEMOLITION PLAN - KSAR11 E442 SCALE: 1/4" = 1'-0"

KEY NOTES

- 1. E.C. TO DISMANTLE AND REMOVE EXISTING WALL MOUNTED LIGHT FIXTURE. E.C. TO REUSE EXISTING LIGHTING CIRCUIT TO POWER NEW FIXTURES, REFER TO NEW WORK PLAN.
2. E.C. TO DISMANTLE AND REMOVE EXISTING EXHAUST FAN. E.C. TO REUSE EXISTING CIRCUIT TO POWER NEW EXHAUST FAN/LIGHT UNIT, REFER TO NEW WORK PLAN.
3. E.C. TO PROVIDE NEW DUPLEX RECEPTACLE. E.C. SHALL TIE NEW RECEPTACLE EXISTING CIRCUIT SERVING GUEST ROOM.
4. E.C. TO PROVIDE NEW LED LIGHTED SWITCH. E.C. SHALL REUSE EXISTING WIRING FOR NEW LIGHTED MIRROR FIXTURE.
5. E.C. TO PROVIDE NEW DOUBLE SWITCH TO CONTROL EXHAUST LIGHT AND EXHAUST FAN. SHALL BE SWITCHED SEPARATELY.
6. E.C. TO PROVIDE NEW JUNCTION BOX FOR NEW LIGHTED MIRROR. E.C. TO REUSE EXISTING SWITCH.
7. EXISTING RECEPTACLE TO RELOCATE REFER TO NEW WORK PLAN FOR NEW E.C. SHALL REMOVE ALL EQUIPMENT AND RELOCATE RECEPTACLE.
8. E.C. TO REMOVE NEW GROUND EX RECEPTACLE. SHALL REUSE EXISTING CIRCUIT.
9. E.C. TO DISCONNECT AND REMOVE EXISTING SINGLE POLE LIGHT SWITCH. E.C. TO PROVIDE NEW INSTALLED 3-POLE SWITCH, LEVITON MODEL R-R72-06811-2WS AT NEW LOCATION SHOWN ON NEW WORK PLAN. E.C. SHALL PROVIDE ALL NECESSARY EQUIPMENT TO CONTROL EXISTING LIGHT FIXTURE.
10. E.C. TO DISCONNECT, DISMANTLE AND COMPLETELY REMOVE EXISTING LIGHT FIXTURE AND ASSOCIATED WIRING AND LIGHTING CONTROLS.
11. E.C. TO RELOCATE EXISTING TV LOCATION. E.C. TO REFER TO NEW WORK PLAN FOR NEW LOCATION.
12. E.C. TO PROVIDE AND INSTALL NEW TELEPHONE JACK. E.C. SHALL ROUTE 3/4" EMPTY CONDUIT WILL PULL STRING UP TO ACCESSIBLE ABOVE CEILING SPACE.
13. E.C. TO PROVIDE AND INSTALL NEW EXHAUST FAN/LED LIGHT COMBO UNIT. BROAN SERIES T44, MODEL #T44LED.
NOTE: E.C. TO COORDINATE WITH ARCHITECTURAL DRAWINGS FOR EXACT LOCATIONS AND MOUNTING HEIGHTS OF DEVICES IN GUEST ROOMS.



Order Plans @ WWW.LDOnline.com