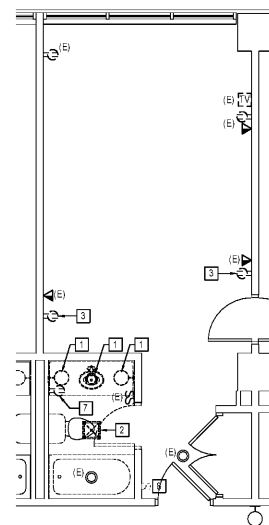
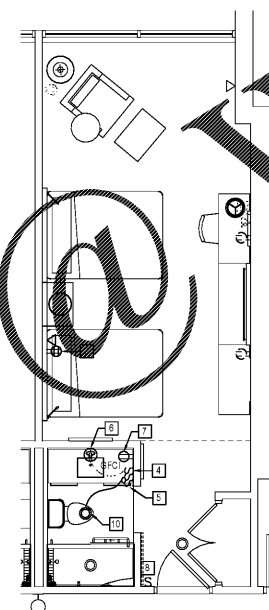


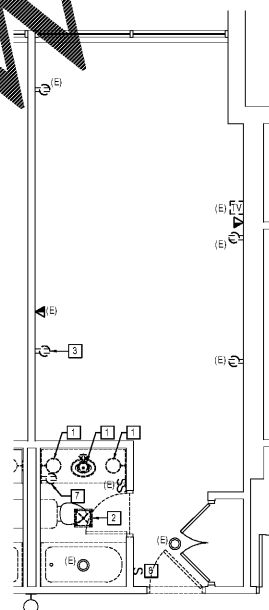
1 NEW WORK PLAN - QQ10 E424 SCALE: 1/4" = 1'-0"



2 DEMOLITION PLAN - QQ10 E424 SCALE: 1/4" = 1'-0"



3 NEW WORK PLAN - QQ9 E424 SCALE: 1/4" = 1'-0"



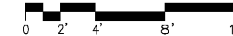
4 DEMOLITION PLAN - QQ9 E424 SCALE: 1/4" = 1'-0"

KEY NOTES

- 1 E.C. TO DISCONNECT AND REMOVE EXISTING WALL MOUNTED LIGHT FIXTURE. E.C. TO REUSE EXISTING LIGHTING CIRCUIT TO POWER NEW FIXTURES, REFER TO NEW WORK PLAN.
- 2 E.C. TO DISMANTLE AND REMOVE EXISTING EXHAUST FAN. E.C. TO REUSE EXISTING CIRCUIT TO POWER NEW EXHAUST FAN/LIGHT UNIT, REFER TO NEW WORK PLAN.
- 3 E.C. TO REMOVE EXISTING DUPLEX RECEPTACLE AND PROVIDE AND INSTALL NEW QUAD RECEPTACLE. E.C. TO PROVIDE NEW NEW TV CONNECTION.
- 4 E.C. TO PROVIDE NEW LED LIGHTED SWITCH. E.C. SHALL REUSE CONTROL WIRING FOR NEW LIGHTED MIRROR FIXTURE.
- 5 E.C. TO PROVIDE NEW DOUBLE SWITCH TO CONTROL EXHAUST/LIGHT COMBO. LIGHT AND EXHAUST FAN SHALL BE SWITCHED SEPARATELY.
- 6 E.C. TO PROVIDE NEW JUNCTION BOX FOR NEW LIGHTED MIRROR. E.C. TO REUSE EXISTING SWITCH.
- 7 E.C. TO REMOVE EXISTING RECEPTACLE. E.C. TO PROVIDE AND INSTALL NEW 120V GFCI RECEPTACLE, REFER TO NEW WORK DRAWING FOR LOCATION. E.C. SHALL REUSE EXISTING CIRCUIT TO FEED NEW RECEPTACLE.
- 8 E.C. TO DISCONNECT AND REMOVE EXISTING SINGLE POLE LIGHT SWITCH. E.C. TO PROVIDE NEW ILLUMINATED ROCKER SWITCH, LEVITON MODEL # R72-06811-2WS AT NEW LOCATION SHOWN ON NEW WORK PLAN. E.C. SHALL PROVIDE ALL NECESSARY EQUIPMENT TO CONTROL EXISTING LIGHT FIXTURE.
- 9 E.C. TO REMOVE EXISTING RECEPTACLE. E.C. TO PROVIDE AND INSTALL NEW 120V GFCI RECEPTACLE, REFER TO NEW WORK DRAWING FOR LOCATION. E.C. SHALL REUSE EXISTING CIRCUIT TO FEED NEW RECEPTACLE.
- 10 E.C. TO PROVIDE AND INSTALL NEW EXHAUST FAN/LIGHT COMBO UNIT. BROWN SERIES 744, MODEL #744LED.

NOTE: E.C. TO COORDINATE WITH ARCHITECTURAL DRAWINGS FOR EXACT LOCATIONS AND MOUNTING HEIGHTS OF DEVICES IN GUEST ROOMS.

SCALE: 1/4" = 1'-0"



COPYRIGHT 2017 BASKERVILLE. USE OF THIS WORK IN WHOLE OR IN PART IS PROHIBITED WITHOUT EXPRESS WRITTEN CONSENT.

ISSUE 06/12/2017 - CONSTRUCTION DRAWINGS

DRAWING TITLE ENLARGED QUEEN QUEEN HHONOR ELEV. CONVR. QQ9 & QQ10 - ELECTRICAL

DRAWING NO. E424

Order Plans

WWW.LDILine.com