

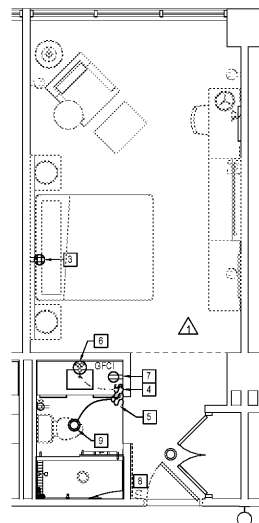


COPYRIGHT 2017 BASKERVILL. USE OF THIS WORK IN WHOLE OR IN PART IS FORBIDDEN WITHOUT EXPRESSED WRITTEN CONSENT.

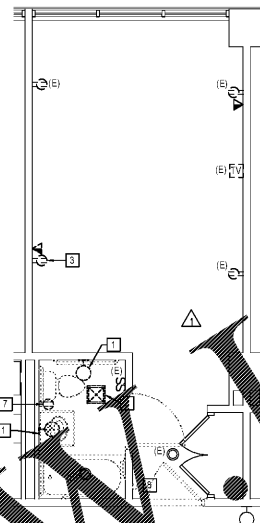
ISSUE  
06/12/2017 -  
CONSTRUCTION  
DRAWINGS

DRAWING TITLE  
ENLARGED  
DECOMMISSIONED  
ACC. KING 5 UNITS -  
ELECTRICAL

DRAWING NO.  
E412



1 NEW WORK PLAN - K5  
E412 SCALE: 1/4" = 1'-0"

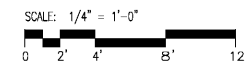


2 DEMOLITION PLAN - K5  
E412 SCALE: 1/4" = 1'-0"

KEY NOTES

- 1 E.C. TO DISMANTLE AND REMOVE EXISTING WALL MOUNTED LIGHT FIXTURE. E.C. TO REUSE EXISTING LIGHTING CIRCUIT TO POWER NEW FIXTURE. REFER TO NEW WORK PLAN.
- 2 E.C. TO DISMANTLE AND REMOVE EXISTING EXHAUST FAN. E.C. TO DISCONNECT EXISTING CIRCUIT TO POWER NEW EXHAUST FAN LIGHT FIXTURE. REFER TO NEW WORK PLAN.
- 3 REMOVE EXISTING DUPLEX RECEPTACLE AND PROVIDE AND INSTALL NEW RECEPTACLE.
- 4 E.C. TO PROVIDE NEW LEVITON SWITCH. E.C. SHALL REUSE CONTROL WIRING FOR NEW LIGHTED MIRROR.
- 5 E.C. TO PROVIDE NEW DOUBLE THROW SWITCH TO CONTROL EXHAUST/LIGHT COMBO. LIGHT AND EXHAUST FAN SHALL BE SWITCHED SEPARATELY.
- 6 E.C. TO PROVIDE AND INSTALL CONNECTION BOX FOR NEW LIGHTED MIRROR. E.C. TO REUSE EXISTING SWITCH.
- 7 TO REMOVE EXISTING RECEPTACLE. E.C. TO PROVIDE AND INSTALL NEW 120V RECEPTACLE, REFER TO NEW WORK DRAWING FOR LOCATION. E.C. SHALL REUSE EXISTING CIRCUIT TO FEED NEW RECEPTACLE.
- 8 E.C. TO DISCONNECT AND REMOVE EXISTING SINGLE POLE LIGHT SWITCH. E.C. TO PROVIDE NEW ILLUMINATED ROCKER SWITCH, LEVITON MODEL # R72-06611-2WS AT NEW LOCATION SHOWN ON NEW WORK PLAN. E.C. SHALL PROVIDE ALL NECESSARY EQUIPMENT TO CONTROL EXISTING LIGHT FIXTURE.
- 9 E.C. TO PROVIDE AND INSTALL NEW EXHAUST FAN/LIGHT COMBO UNIT. BRAN SERIES 744, MODEL #744-ED.

NOTE: E.C. TO COORDINATE WITH ARCHITECTURAL DRAWINGS FOR EXACT LOCATIONS AND MOUNTING HEIGHTS OF DEVICES IN GUEST ROOMS.



Order Plans @ WWW.LDLINE.COM