



COPYRIGHT 2017 BASKERVILLE. USE OF THIS WORK IN WHOLE OR IN PART IS PROHIBITED WITHOUT EXPRESS WRITTEN CONSENT.

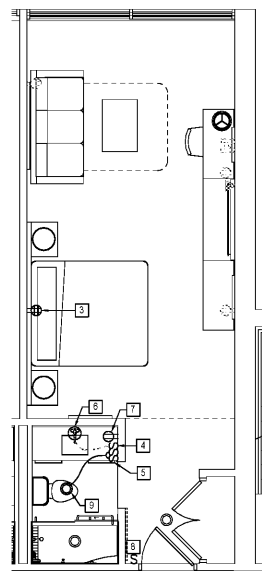
ISSUE 06/12/2017 - CONSTRUCTION DRAWINGS

DRAWING TITLE ENLARGED KING 3, 4 & CONNECTOR UNITS - ELECTRICAL

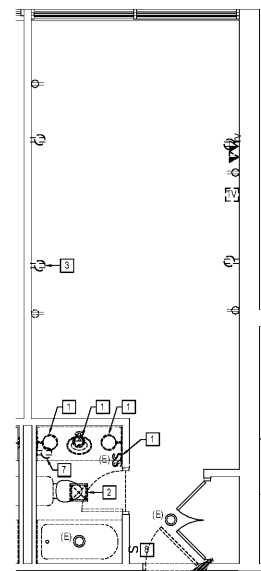
DRAWING NO. E411

KEY NOTES

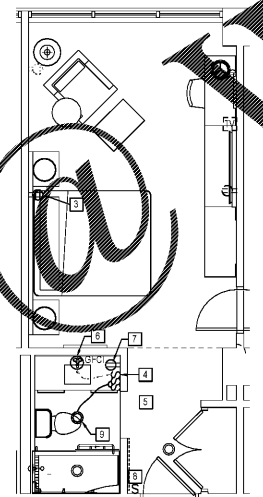
- 1 E.C. TO DISMANTLE AND REMOVE EXISTING WALL MOUNTED LIGHT FIXTURE. E.C. TO REUSE EXISTING LIGHTING CIRCUIT TO POWER NEW FIXTURES, REFER TO NEW WORK PLAN.
 - 2 E.C. TO DISMANTLE AND REMOVE EXISTING EXHAUST FAN. E.C. TO REUSE EXISTING CIRCUIT TO POWER NEW EXHAUST FAN/LIGHT UNIT, REFER TO NEW WORK PLAN.
 - 3 E.C. TO REMOVE EXISTING DUPLEX RECEPTACLE AND PROVIDE AND INSTALL NEW QUAD RECEPTACLE.
 - 4 E.C. TO PROVIDE NEW LED LIGHTED SWITCH. E.C. SHALL REUSE CONTROL WIRING FOR NEW LIGHTED MIRROR FIXTURE.
 - 5 E.C. TO PROVIDE NEW DOUBLE SWITCH TO CONTROL EXHAUST/LIGHT COMBO. LIGHT AND EXHAUST FAN SHALL BE SWITCHED SEPARATELY.
 - 6 E.C. TO PROVIDE NEW JUNCTION BOX FOR NEW LIGHTED MIRROR. REUSE EXISTING SWITCH.
 - 7 E.C. TO REMOVE EXISTING RECEPTACLE. E.C. TO PROVIDE AND INSTALL NEW 20A SPOI RECEPTACLE. REFER TO NEW WORK DRAWING FOR LOCATION. E.C. SHALL REUSE EXISTING CIRCUIT TO FEED NEW RECEPTACLE.
 - 8 E.C. TO DISCONNECT AND REMOVE EXISTING SINGLE POLE LIGHT SWITCH. E.C. TO PROVIDE NEW ILLUMINATED ROCKER SWITCH (LITTON MODEL # 1008B11-2WS) (LOCATION SHOWN IN NEW WORK PLAN). SHALL REUSE ALL EXISTING CIRCUITRY AND CONTROL EXHAUST FAN.
 - 9 E.C. TO PROVIDE AND INSTALL EXHAUST FAN/LIGHT COMBO UNIT. BROAN SERIES 744. SHALL BE INSTALLED.
- NOTE: E.C. TO COORDINATE WITH ARCHITECTURAL DRAWINGS FOR EXACT LOCATIONS AND MOUNTING HEIGHTS OF DEVICES IN GUEST ROOMS.



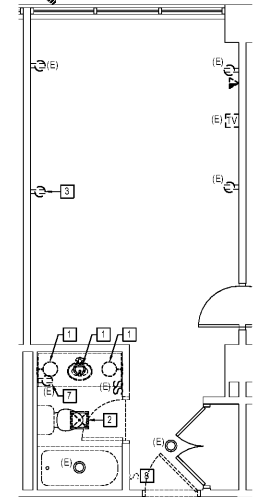
1 NEW WORK PLAN - K4 E411 SCALE: 1/4" = 1'-0"



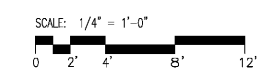
2 DEMOLITION PLAN - K4 E411 SCALE: 1/4" = 1'-0"



3 NEW WORK PLAN - K3 E411 SCALE: 1/4" = 1'-0"



4 DEMOLITION PLAN - K3 E411 SCALE: 1/4" = 1'-0"



Order Plans

WWW.LDLINE.COM