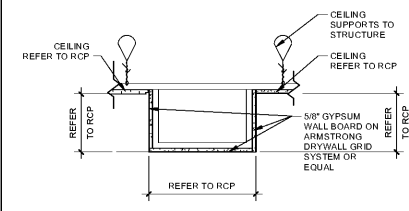


KEYNOTES

- 9.16 REPLACE EGG-CRATE DIFFUSER WITH ACRYLIC DIFFUSER.
- 9.26 REPLACE ALL STAINED, WARPED, AND MISSING ACOUSTICAL TILE CEILING PANELS.
- 10.2 PROVIDE NEW ACOUSTIC CEILING SYSTEM. RECONFIGURE EXISTING LIGHTING, MECHANICAL, SPEAKERS, SPRINKLERS, ETC. AS NEEDED TO CONFORM TO NEW SYSTEM.
- 11.1 PROVIDE NEW RECESSED PROJECTION SCREEN.
- 23.5 PROVIDE LINEAR SLOT DIFFUSERS. REFER TO HVAC DRAWINGS.
- 26.6 PROVIDE NEW RECESSED DOWN LIGHT.
- 26.11 NEW DECORATIVE LIGHT FIXTURE.
- 26.12 RELOCATED CAN LIGHT FIXTURES, UNO.
- 26.14 PROVIDE PERIMETER LED COVE LIGHT. REFER TO ELECTRICAL DRAWINGS.

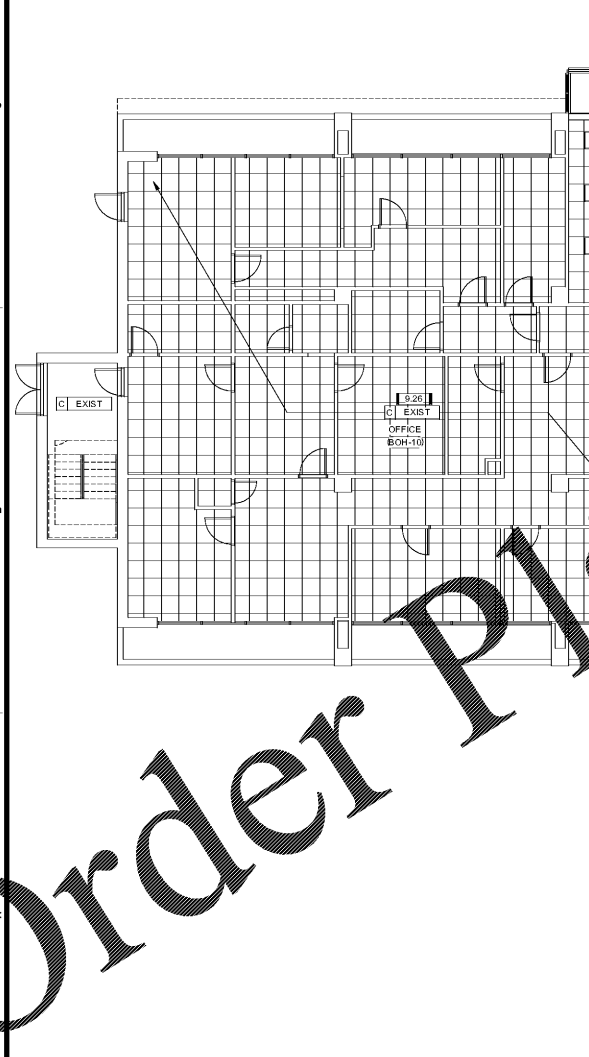


2E CEILING DETAIL
SCALE: 1" = 1'-0" DRAWING REF: A121a

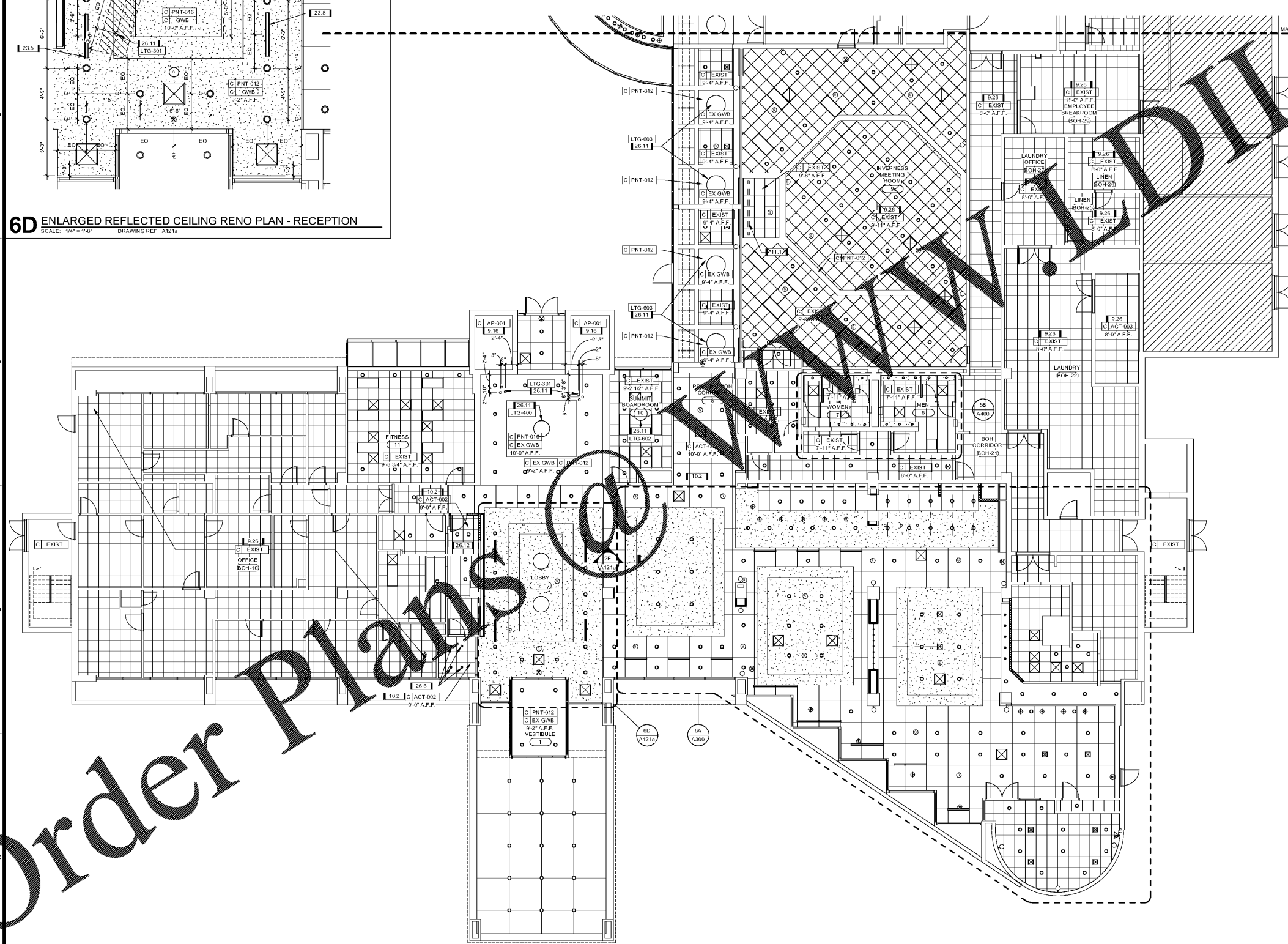
HATCH PATTERN LEGEND

NOT IN CONTRACT (NIC)

6D ENLARGED REFLECTED CEILING RENO PLAN - RECEPTION
SCALE: 1/4" = 1'-0" DRAWING REF: A121a



6A 1ST FLOOR REFLECTED CEILING RENO PLAN - SOUTH
SCALE: 1/8" = 1'-0"



Order Plans @ www.ArchLine.com