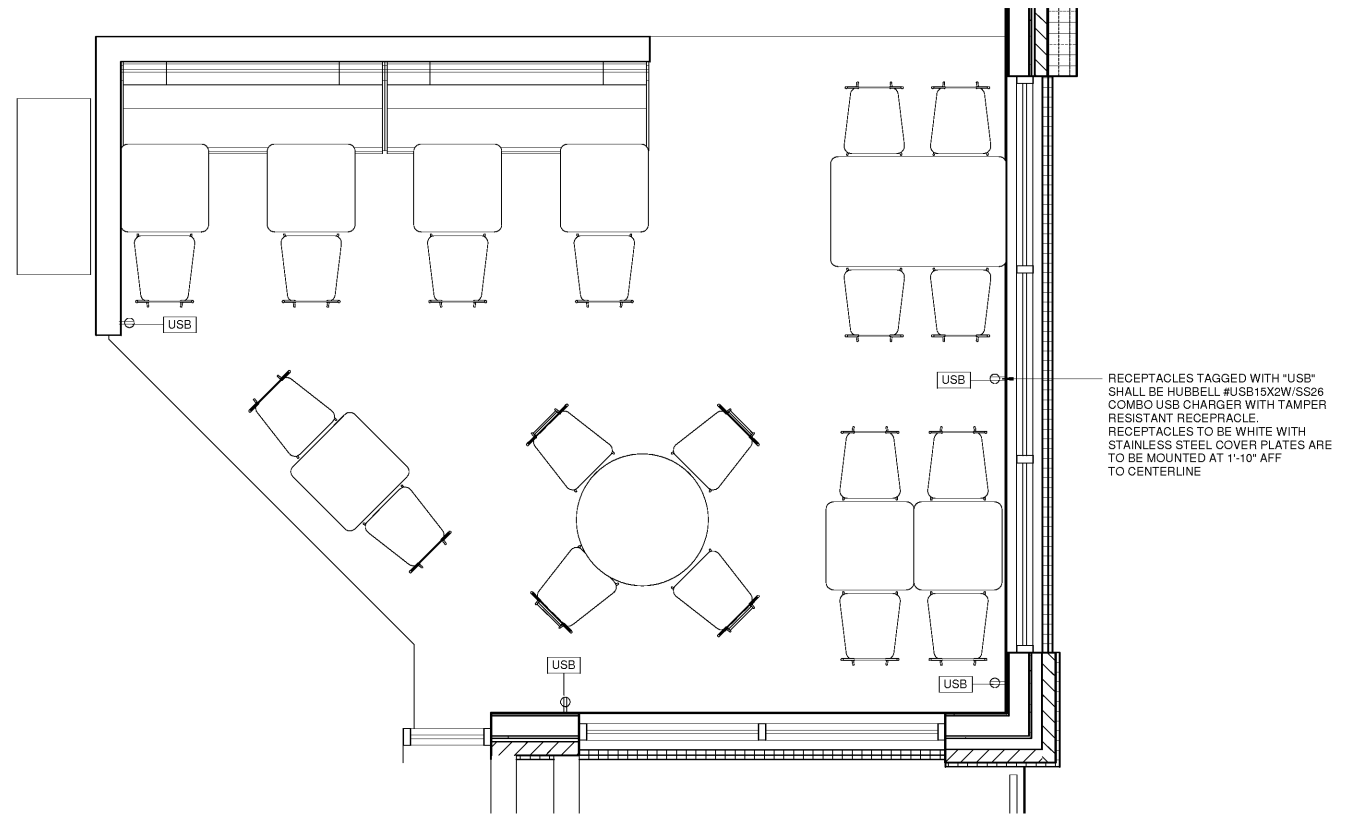


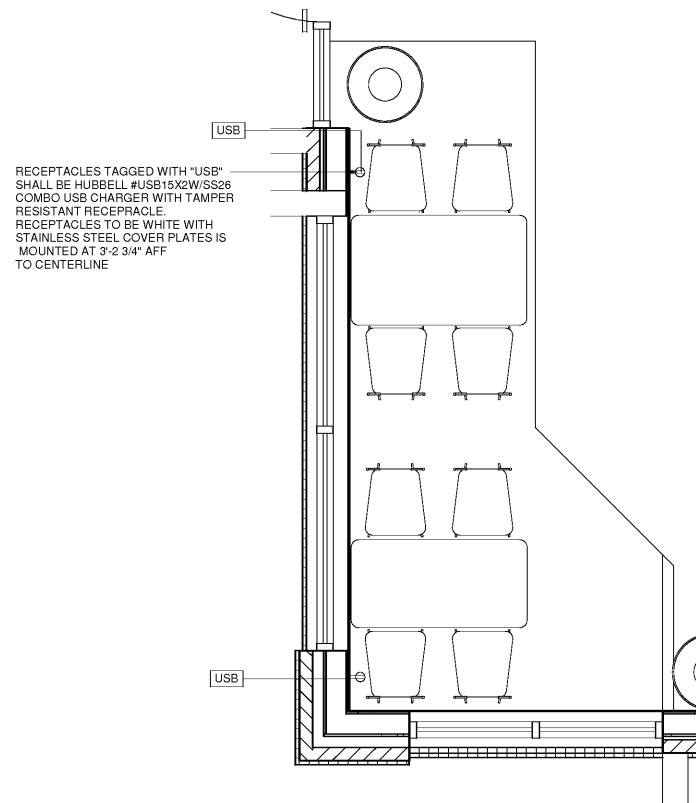
1 ENLARGED PLAN - RESTROOMS - NEW WORK  
A5.1 1/2" = 1'-0"



2 ENLARGED PLAN - SEATING AREA - NEW WORK  
A5.1 1/2" = 1'-0"

TOILET ACCESSORIES SCHEDULE				
ITEM NO	ITEM DESCRIPTION	MANUFACTURER & MODEL	MOUNTING HT	REMARKS
A-36	GRAB BAR 36"	ASI 3701-36P	36" AFF	PEENED GRIP, POLISHED ENDS. SEE NOTE C
A-42	GRAB BAR 42"	ASI 3701-42P	36" AFF	PEENED GRIP, POLISHED ENDS. SEE NOTE C
B	TOILET TISSUE DISPENSER	KC PROFESSIONAL 09551	24" AFF	SURFACE MOUNTED, SEE NOTE C&D
C	COAT HOOK	ASI 0751	60" AFF/48" AFF	REFER TO A6 SERIES FOR LOCATIONS
D	SOAP DISPENSER	DERMA FOAM, KAY CHEMICAL CO	42" AFF	SEE NOTES A & C
E	HAND DRYER-RECESSED	EXCEL DRYER INC XL-BW	42" AFF	SEE NOTES A, C, & E, XL-RK FOR RECESS KIT
F	MIRROR	ASI 0620-2436	40" AFF BTM	SEE NOTE C
G	CHEMICAL DISP. SYSTEM	P&G	TBD	SEE NOTES A & C
H	WASTE RECEPTACLE	ASI 0458	41-45" ADFF	RECESSED
I	BABY CHANGING STATION	ASI 9012 HORZ	34" AFF/DECK OPEN	
K	SANITARY NAPKIN DISPOSAL	ASI-0852	19" AFF	
L	SEAT COVER DISPENSER	ASI-0477-SM	19" AFF	
LS	LAV SHIELD	TRUEBRO 2018-AS-C		
M	WALL SHELF	ASI 0692-516	42" AFF	16" SHELF, SEE NOTE C
PT	PAPER TOWEL DISPENSER		36" AFF	SUPPLIED BY DCP, INSTALLED BY GC


NOTE A: OPERATING CONTROLS OF ALL HAND DRYERS, SOAP DISPENSERS AND MULTI PURPOSE UNITS TO BE 42" A.F.F.  
 NOTE B: G.C. TO FIELD VERIFY ALL SIZES.  
 NOTE C: PROVIDE BLOCKING FOR ALL WALL MOUNTED FIXTURES AND ACCESSORIES.  
 NOTE D: TOILET TISSUE & PAPER TOWEL DISPENSERS SUPPLIED FREE FROM LOCAL DCP. INSTALLED BY G.C.  
 NOTE E: ALL HAND DRYERS TO BE PURCHASED VIA THE DBI NATIONAL ACCOUNT - ALL DRYER COVERS SHALL HAVE THE DUNKIN DONUTS LOGO WITH BRAND APPROVED GREEN MESSAGING BELOW IT




3 ENLARGED PLAN - SEATING AREA - NEW WORK  
A5.1 1/2" = 1'-0"

No.	Date	Description

This Drawing and all associated designs are the property of COPELAND ARCHITECTURE and shall be returned upon completion of work. Use or copy is permitted by contract only. Unauthorized use will be prosecuted.



A NEW DARK ROAST STORE  
 DUNKIN' DONUTS  
 for  
 SHULER DEVELOPMENT  
 STORE 357147  
 4880-4890 PORT ROYAL ROAD  
 SPRING HILL, TN 37174



ENLARGED PLANS  
**EDWARD L. COPELAND, AIA**  
 4511 CHAMBLEE DUNWOODY ROAD, SUITE E-1  
 ATLANTA, GEORGIA 30338  
 PH. 770.951.9525 FAX 770.551.9524  
 WWW.COPELANDARCHITECTURE.COM

DRAWN BY: RMG  
 CHECKED BY: ELC  
 DATE: 07/27/17  
 SCALE: AS NOTED  
 C.A. COMMISSION NUMBER 1704  
 SHEET NAME ENLARGED PLANS  
 SHEET NUMBER

**A5.1**