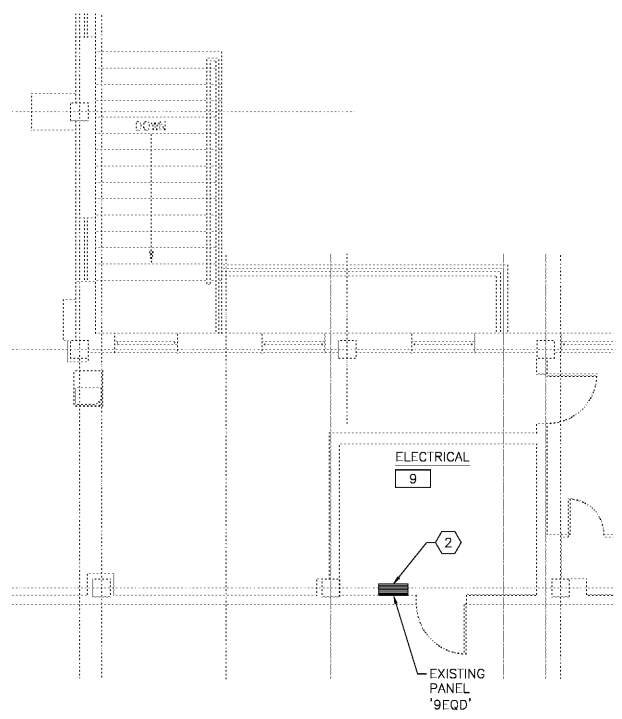
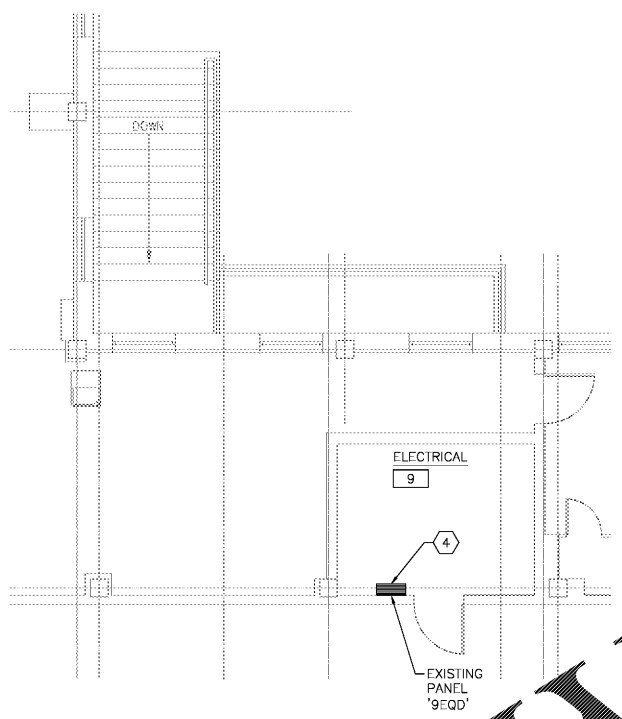


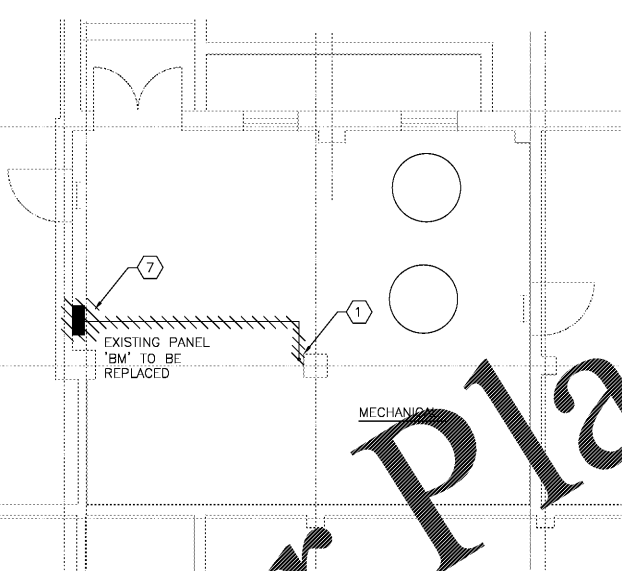
three inches = one foot
 one and one half inches = one foot
 one inch = one foot
 three quarters inch = one foot
 one half inch = one foot
 three eighths inch = one foot
 one eighth inch = one foot
 one quarter inch = one foot
 one eighth inch = one foot



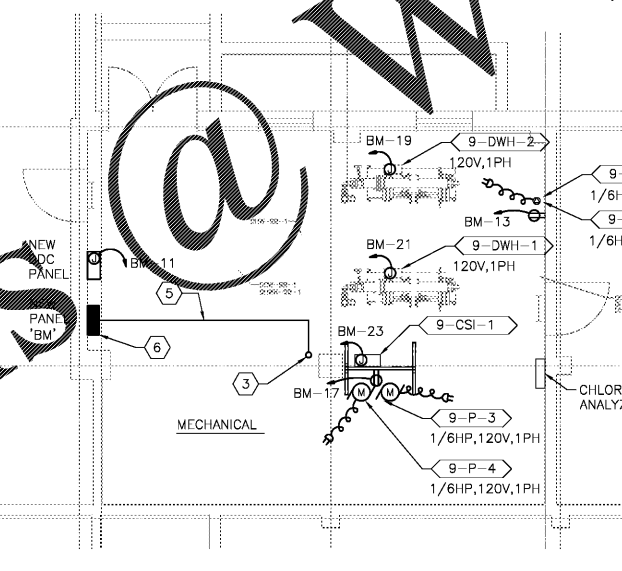
ENLARGED FIRST FLOOR DEMOLITION PLAN - BUILDING 9 - ELECTRICAL
 SCALE: 1/4" = 1'-0"



ENLARGED FIRST FLOOR NEW WORK PLAN - BUILDING 9 - ELECTRICAL
 SCALE: 1/4" = 1'-0"



ENLARGED BASEMENT DEMOLITION PLAN - BUILDING 9 - ELECTRICAL
 SCALE: 1/4" = 1'-0"



ENLARGED BASEMENT NEW WORK PLAN - BUILDING 9 - ELECTRICAL
 SCALE: 1/4" = 1'-0"

PANEL BM SCHEDULE

30A, 60AMP MCB, 208/120V, 3PH, 4W, SN, GB MOUNT: SURFACE LOCATION: SUB-BASEMENT 22.0 kvaic

LOAD DESCRIPTION	LOAD (KVA)			BKR TRIP	WIRE SIZE	NEU SIZE	GND SIZE	COND SIZE	CKT NO.	PHASE	LOAD (KVA)			LOAD DESCRIPTION					
	A	B	C								A	B	C						
EXISTING LOAD	0.5	—	—	20	12	12	12	3/4"	1	A	2	3/4"	12	12	20	0.5	—	—	EXISTING LOAD
EXISTING LOAD	—	0.5	—	20	12	12	12	3/4"	3	B	4	—	—	—	—	—	—	—	EXISTING PUMP
EXIST AIR COMP	—	—	1.3	—	—	—	—	—	—	—	6	3/4"	12	—	12	20	—	—	2.1
DDC PANEL	—	—	0.2	20	12	12	12	3/4"	11	A	8	—	—	—	—	—	—	—	2.1
PUMPS 9-P-1,2	0.5	—	—	20	12	12	12	3/4"	13	A	10	—	—	—	—	—	—	—	—
SPARE	—	—	—	20	—	—	—	—	15	B	12	—	—	—	—	—	—	—	—
PUMPS 9-P-3,4	—	—	0.5	—	—	—	—	—	17	B	14	—	—	—	—	—	—	—	—
9-DWH-2	0.4	—	—	20	12	12	12	3/4"	19	A	16	—	—	—	—	—	—	—	—
9-DWH-1	—	0.4	—	20	12	12	12	3/4"	21	B	18	—	—	—	—	—	—	—	—
IONIZATION UNIT	—	—	1.8	20	12	12	12	3/4"	23	C	20	—	—	—	—	—	—	—	—
SPARE	—	—	—	20	—	—	—	—	25	A	22	—	—	—	—	—	—	—	—
SPARE	—	—	—	20	—	—	—	—	27	B	24	—	—	—	—	—	—	—	—
SPARE	—	—	—	20	—	—	—	—	29	C	26	—	—	—	—	—	—	—	—
SPARE	—	—	—	20	—	—	—	—	—	B	28	—	—	—	—	—	—	—	—
SPARE	—	—	—	20	—	—	—	—	—	C	30	—	—	—	—	—	—	—	—
TOTAL	2.7	2.2	3.8										2.6	2.1	2.1	TOTAL			
CONN. LOAD: 15.5 KVA 43.1 A											TOTAL PHASE KVA: A: 5.3 B: 4.3 C: 5.9								
DEMAND LOAD: 15.5 KVA 43.1 A											TOTAL PHASE AMPS: A: 44.2 B: 35.8 C: 49.2								

IF THIS DRAWING IS A REDUCTION, GRAPHIC SCALE MUST BE USED.

Order Plans @ www.LDILine.com

 Atriax, pllc 102 3rd Avenue, NE PO Box 1829 Hickory, NC 28603 Phone: 828.315.9982 Fax: 828.315.9984 www.atriagroup.com	 WileyWilson 127 Nationwide Drive Lynchburg, VA 24502 Phone: 434.947.1901 www.wileywilson.com	 STEPHEN A. BONHAM Lic. No. 28577 4/28/2017 PROFESSIONAL ENGINEER	Approved: Energy Engineer	Approved: Safety Manager	Approved: Service Chief	Drawing Title	Project Title	Date			
			CONSTRUCTION DOCUMENTS			Approved: Infection Control Officer	Approved: Chief of Staff	Approved: Chief of Facility Management Svc.	EP-104 BUILDING 9 ELECTRICAL FLOOR PLANS	RENOVATE FOR WATER QUALITY	04/28/2017
						Approved: GEMS Coordinator	Approved: Associate Director	Approved: Medical Center Director	Building Number 9	Checked SAB	Drawn JWG
									Approved: Medical Center Director	Location VA MEDICAL CENTER, SALEM, VA 24153	DRAWING SET 2592 Dwg. 147 Of 155

Veterans Affairs