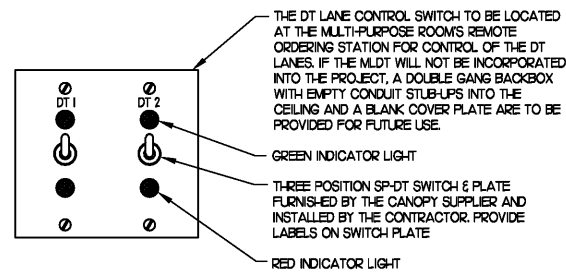


**MULTI-LANE DRIVE-THRU ORDER AREA CANOPY POWER WIRING SCHEMATIC**

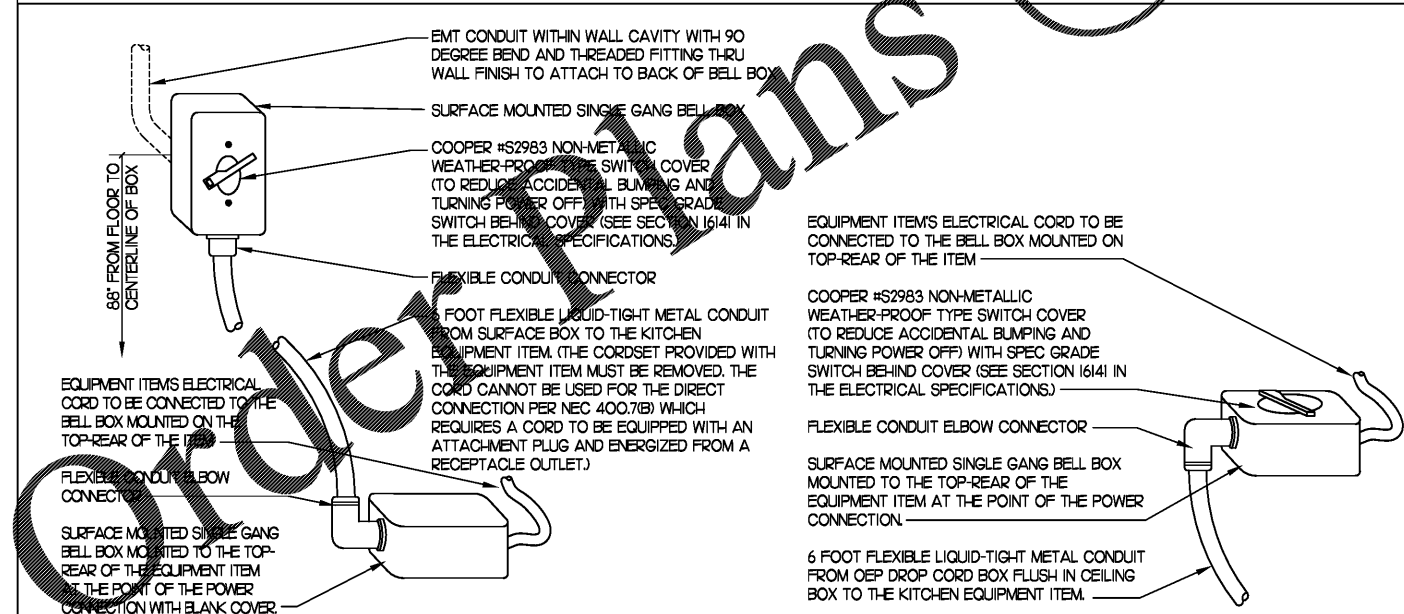
NO SCALE



**3 POSITION DT LANE CONTROL STATION**

NO SCALE

**MULTI-LANE DRIVE-THRU (MLDT) ORDER STATION REQUIREMENTS**



**KITCHEN EQUIP DIRECT CONNECTION**

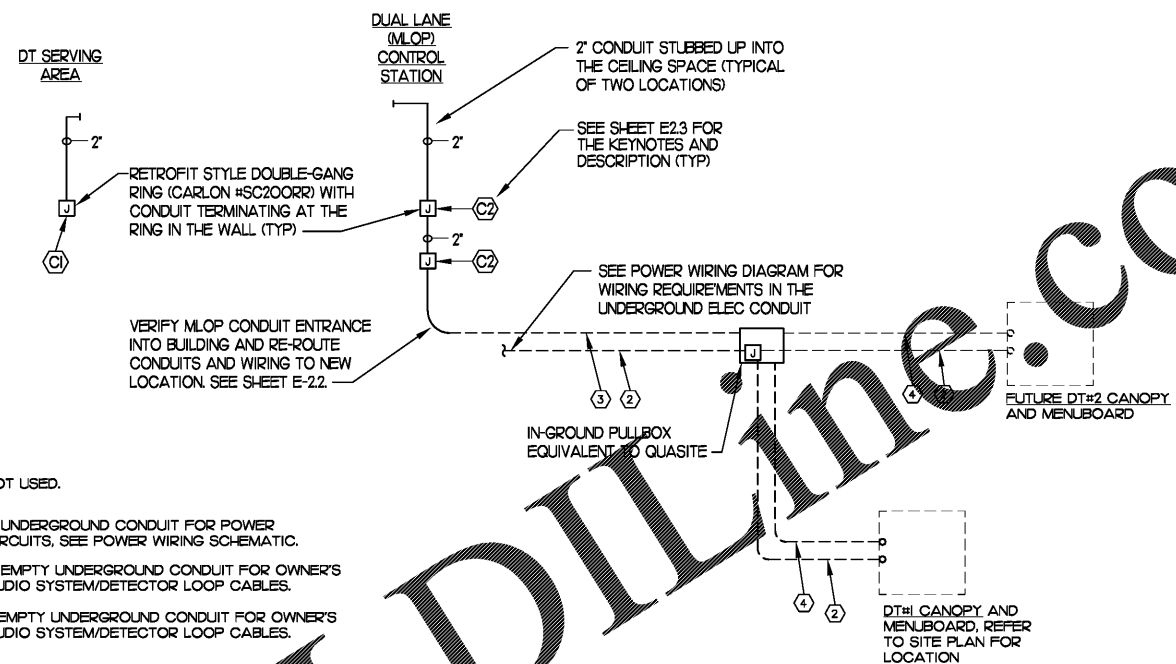
NOT TO SCALE

WALL MOUNT CONDITION

**KITCHEN EQUIP DIRECT CONNECTION**

NOT TO SCALE

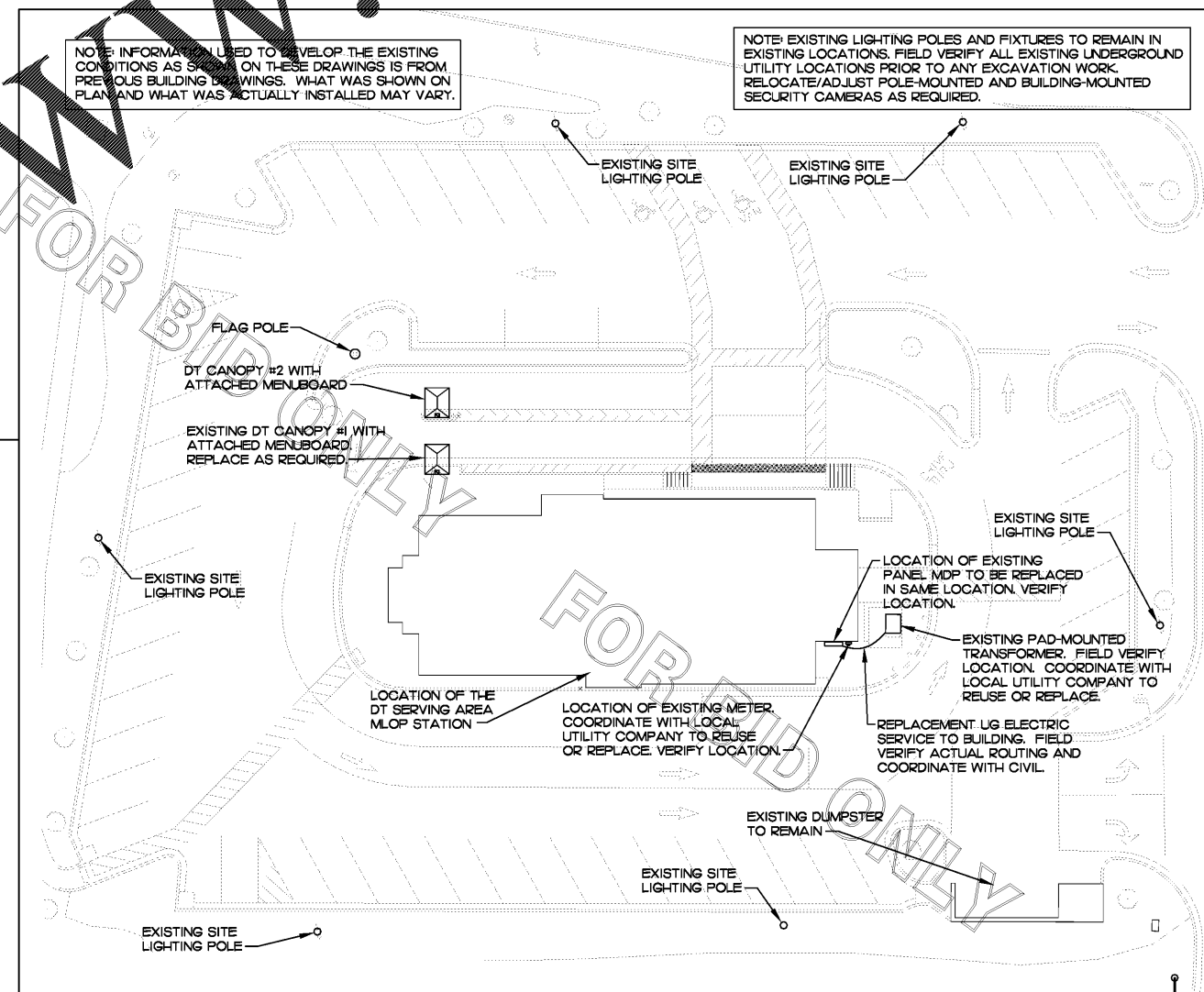
DROP CORD - ISLAND CONDITION



- ① NOT USED.
- ② 2" UNDERGROUND CONDUIT FOR POWER CIRCUITS, SEE POWER WIRING SCHEMATIC.
- ③ 2" EMPTY UNDERGROUND CONDUIT FOR OWNER'S AUDIO SYSTEM/DETECTOR LOOP CABLES.
- ④ 1" EMPTY UNDERGROUND CONDUIT FOR OWNER'S AUDIO SYSTEM/DETECTOR LOOP CABLES.


**MULTI-LANE DRIVE-THRU ORDER AREA CONDUIT REQUIREMENTS**

NO SCALE



**ELECTRICAL SITE PLAN**

SCALE: 1" = 20'-0"



5200 Buffington Rd.  
Atlanta Georgia,  
30349-2998

Revisions:

Mark	Date	By
△	06.30.17	ISSUED FOR PERMIT

Mark	Date	By
△	07.11.17	ISSUED FOR BID

Mark	Date	By
△		



**Kurzynske & Associates**  
CONSULTING ENGINEERS  
2900 Lebanon Pike, Ste 201  
Nashville, Tennessee 37214  
Telephone: (615) 255-5203  
Fax: (615) 255-5207  
Email: mail@kurzynske.com

STORE #02593  
HOUSTON ROAD FSU

4980 HOUSTON RD  
FLORENCE, KY  
41042

SHEET TITLE  
**DRIVE-THRU  
ORDER DETAILS**

VERSION: S08C-R  
ISSUE DATE: 05.2017

Job No. : 17091.CD.R  
Store : 02593  
Date : 06.30.17  
Drawn By : RW  
Checked By : MK

Sheet

**E1.2**