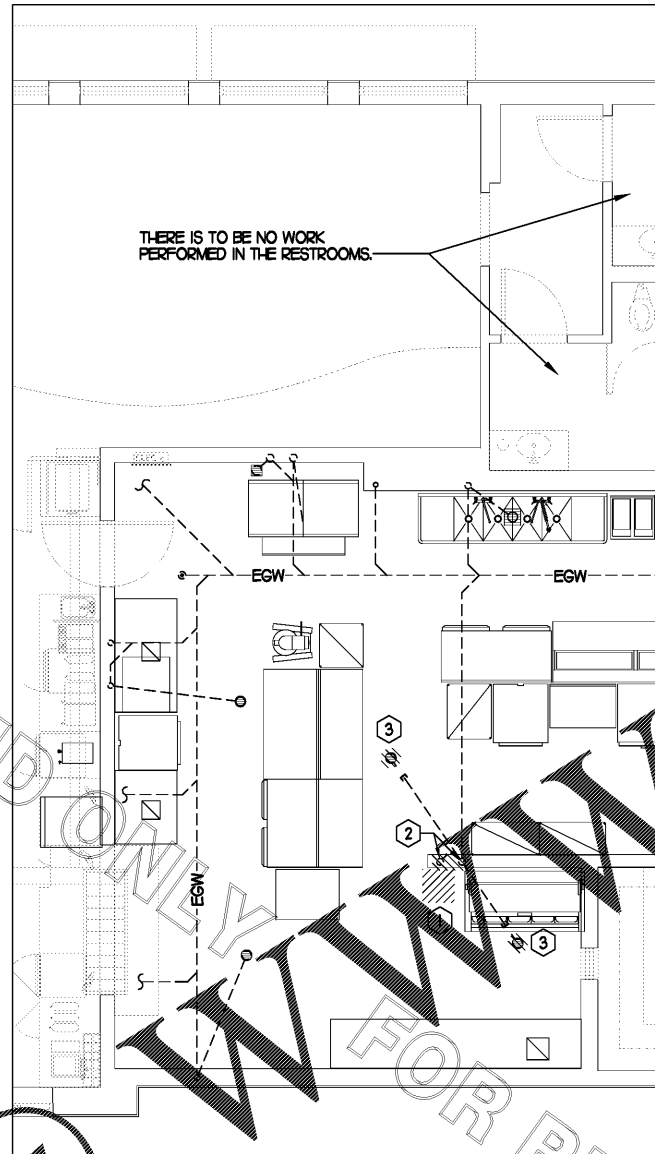


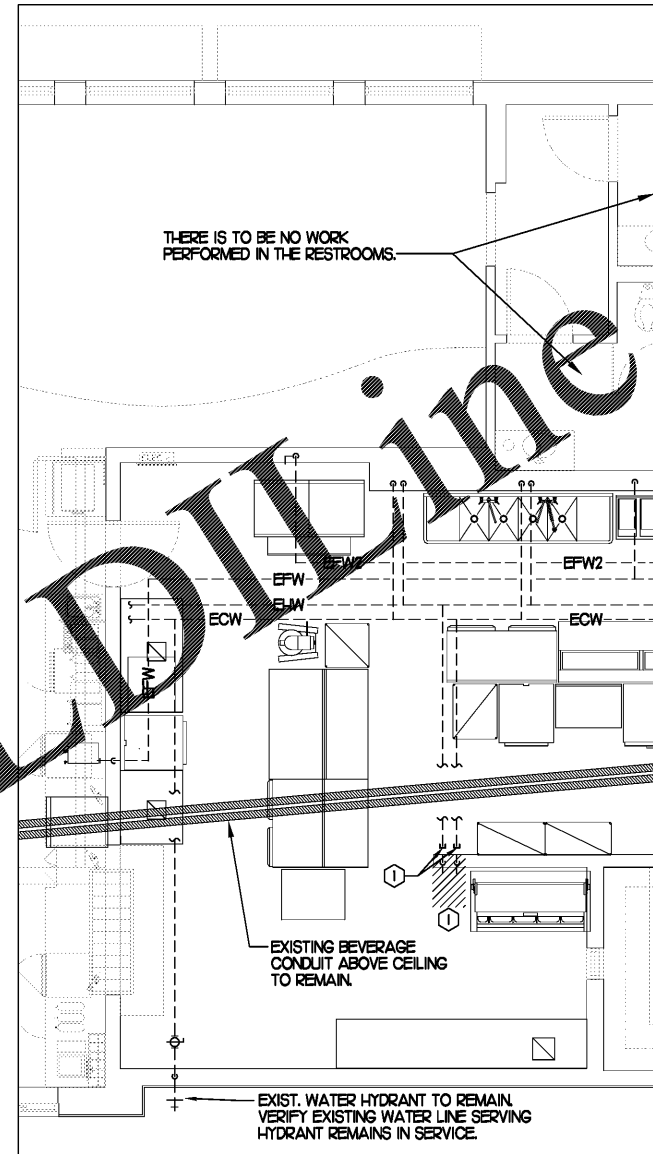
FOR BID ONLY

PLEASE NOTE THAT ONLY WORK TO BE PERFORMED IS THAT NOTED/SHOWN. ALL OTHER WASTE/WATER/VENT PIPING IS TO REMAIN.



1 BELOW SLAB PLUMBING DEMOLITION PLAN

SCALE: 1/4"=1'-0"



2 ABOVE SLAB PLUMBING DEMOLITION PLAN

SCALE: 1/4"=1'-0"

**NOTE**  
PLUMBING CONTRACTOR SHALL CLEAN OUT THE EXISTING SANITARY SEWER LINE WITHIN SPACE TO MAIN BUILDING SEWER LINE WHICH SHALL BE FIELD VERIFIED EITHER AT THE STREET OR IN THE PARKING LOT AND ALSO VERIFY ALL NEW WASTE LINES ARE CLEAR. LINES SHALL BE CLEARED OF ALL EXISTING DEBRIS AND SHALL BE GUARANTEED THAT A CLEAR FLOW SHALL EXIST WHEN CFA TAKES POSSESSION. AFTER WASTE LINES ARE INSTALLED, PRIOR TO GRAVEL AND CONCRETE POUR, PLUMBING CONTRACTOR SHALL MAINTAIN THAT WASTE LINE STUB-UPS ARE CAPPED TO ENSURE THAT GRAVEL AND CONCRETE DO NOT ENTER PIPING.

**SHEET NOTES**

- 1 VERIFY IF EXISTING SLAB IS A POST TENSION TYPE. CONTRACTOR IS REQUIRED TO PERFORM GROUND PENETRATING RADAR (GPR) TEST ON THE FLOOR PRIOR TO CUTTING FLOOR FOR KITCHEN DRAIN RELOCATIONS.
  - 2 LOCATIONS OF WASTE LINES, VENTS, CW LINES & OTHER UNDER AND ABOVE GROUND ITEMS SHOWN ON THESE PLANS ARE APPROXIMATE AND THEIR ACTUAL LOCATIONS MAY VARY SIGNIFICANTLY. VERIFY ALL EXISTING CONDITIONS, INCLUDING LOCATION, FALL, DIRECTION OF FLOW AND CONNECTING INVERTS, PRIOR TO COMMENCING WORK. NOTIFY CHICK-FIL-A CONSTRUCTION REPRESENTATIVE IF EXISTING MAPS DISCREPANCIES IN ROUTING OF SERVICE LINES ARE DISCOVERED IN FIELD.
  - 3 IT IS THE RESPONSIBILITY OF THE CONTRACTOR TO VISIT THE SITE DURING BID PHASE, WITH EXISTING DRAWINGS PROVIDED BY THE OWNER, IN ORDER TO DETERMINE THE TRUE AS-BUILT CONDITIONS OF THE POTABLE WATER, SANITARY WASTE-VENT AND OTHER PIPING SYSTEMS.
  - 4 GENERAL CONTRACTOR SHALL BE RESPONSIBLE FOR REMOVING, STORING, AND RELOCATING EXISTING PLUMBING EQUIPMENT. PLUMBING CONTRACTOR TO COORDINATE DISCONNECTING OF EXISTING EQUIPMENT WITH GENERAL CONTRACTOR PRIOR TO COMMENCING WORK.
  - 5 ALL LINES THAT ARE TO BE ABANDONED IN PLACE SHALL BE DEMOLISHED MIN. 6" BELOW SLAB, IN WALL OR ABOVE CEILING AND PLUGGED WATER/AIR TIGHT. ALL AFFECTED ADJACENT SURFACES SHALL BE REPAIRED AND REFINISHED TO MATCH SURROUNDING AREA.
  - 6 VERIFY ALL FIXTURES THAT ARE TO BE REUSED ARE IN GOOD USABLE CONDITION, REPLACE FIXTURE IF DEFECTIVES ARE FOUND.
  - 7 ACCEPT AS NOTED ON PLAN OR DETAILS, ALL NEW OR RELOCATED FLOOR DRAINS SHALL BE INSTALLED CENTERED IN 12" FT. DIAMETER SLAB DEPRESSION.
- CONTRACTOR IS RESPONSIBLE FOR REPAIRING AND LEVELING OF FLOOR DEPRESSIONS IN AREAS WHERE EXISTING FLOOR DRAINS, CLEANOUTS &/OR OTHER FLOOR ITEMS ARE BEING DEMOLISHED, ABANDONED OR RELOCATED.

**KEY NOTES**


- 1 EXISTING HANDSINK TO BE DEMOLISHED AND REPLACED WITH NEW. CAP EXISTING WASTE/VENT LINES BELOW SLAB/ABOVE CEILING. DEMOLISH HOT AND COLD WATER LINES WITHIN WALL AND CAP ABOVE CEILING FOR FUTURE CONNECTION.
- 2 DEMOLISH EXISTING VENT IN WALL AND CAP OFF ABOVE CEILING AND BELOW SLAB. VENT BELOW SLAB SHALL BE CAPPED OFF JUST ABOVE TAKE-OFF FROM WASTE LINE. WHERE WATER LINES ARE EXISTING, CAP ABOVE CEILING FOR FUTURE CONNECTION.
- 3 DEMOLISH EXISTING FLOOR FIXTURE OR ABOVE SLAB FIXTURE. CAP WASTE CONNECTION BELOW SLAB. WHERE APPLICABLE, DEMOLISH VENT/CW/HW CONNECTIONS BACK TO RESPECTIVE MAINS AND CAP.

**SITE PIPING DEMO NOTES**

CAREFULLY EXAMINE & VERIFY ALL EXISTING CONDITIONS PRIOR TO COMMENCING ANY DEMOLITION WORK. FIELD VERIFY ALL SERVICE LINES LOCATIONS, DIAMETERS, ROUTING, INVERTS ETC. REFER TO SITE PLAN FOR EXACT LOCATION OF EXISTING GREASE INTERCEPTOR AND ALL SITE PIPING.

**PIPING LEGEND**

EXISTING GREASE WASTE (EGW)	--- EGW ---
EXISTING SANITARY SEWER (ESS)	--- ESS ---
EXISTING PRE-FILTERED WATER UNDER GROUND (EPW)	--- EPW ---
EXISTING FILTERED WATER UNDER GROUND (EPW)	--- EPW ---
EXISTING FW TO COFFEE/TEA UNDER GROUND (EPW2)	--- EPW2 ---
EXISTING COLD WATER UNDER GROUND (ECW)	--- ECW ---
EXISTING TEMPERED WATER UNDER GROUND (ETW)	--- ETW ---
EXISTING HOT WATER UNDER GROUND (EHW)	--- EHW ---
EXISTING LINE/FIXTURE TO BE DEMOLISHED	#####
EXISTING WATER LINE(S) IN WALL TO BE DEMOD	∞



Chick-fil-A

5200 Buffington Rd.  
Atlanta Georgia,  
30349-2998

Revisions:  
Mark Date By  
△ 06.30.17  
ISSUED FOR PERMIT

Mark Date By  
△ 07.11.17  
ISSUED FOR BID

Mark Date By  
△

Seal  
STATE OF KENTUCKY  
MARK T. KURZYNSKE  
1925  
01-11-17

Kurzynske & Associates  
CONSULTING ENGINEERS  
2900 Lebanon Pike, Ste 201  
Nashville, Tennessee 37214  
Telephone: (615) 255-5203  
Fax: (615) 255-5207  
Email: mail@kurzynske.com

STORE #02593  
HOUSTON ROAD FSU

4980 HOUSTON RD  
FLORENCE, KY  
41042

SHEET TITLE  
EXISTING PIPING

VERSION: S08C-R  
ISSUE DATE: 05.2017

Job No. : 17091.CD.R  
Store : 02593  
Date : 06.30.17  
Drawn By : BF  
Checked By : MK

Sheet

PO.I