

KEYNOTES

18-023 REFER TO ARCHITECTURAL DETAIL FOR LIGHT FIXTURE INSTALLATION.

18-024 CONNECT CIRCUIT TO DUAL TAP CIRCUIT BREAKER INDICATED. CONNECT CIRCUIT CONTAINING NIGHT/EMERGENCY LIGHTING TO UNSWITCHED TERMINATION OF DUAL TAP CIRCUIT BREAKER.

ALL CONDUITS INSTALLED ON TOP OF WALK-IN COOLERS AND FREEZERS SHALL BE A MINIMUM OF 6" FROM ANY EDGE TO ALLOW SPACE FOR EDGE PROTECTION NETTING. DO NOT ROUTE CONDUIT ABOVE THE CEILING GRID ACCESS UNLESS CONDUITS ARE INSTALLED IN JOIST SPACE. REF ARCH

STIPULATION FOR THE WORKMANSHIP:
 THE CONTRACTOR SHALL BE RESPONSIBLE FOR THE PROTECTION OF ALL EXISTING UTILITIES. THE CONTRACTOR SHALL BE RESPONSIBLE FOR THE PROTECTION OF ALL EXISTING FINISHES. THE CONTRACTOR SHALL BE RESPONSIBLE FOR THE PROTECTION OF ALL EXISTING EQUIPMENT. THE CONTRACTOR SHALL BE RESPONSIBLE FOR THE PROTECTION OF ALL EXISTING STRUCTURE.

CONSULTANTS

MPW
 MPW ENGINEERING, LLC
 1045 N. PALM BLVD., SUITE 100
 APOKA, FL 34706

Walmart
 APOKA, FL
 STORE NO. 6884
 JOB NUMBER: 097-19-008 PHOTO
 412

ISSUE BLOCK

03/10/17	REV #3

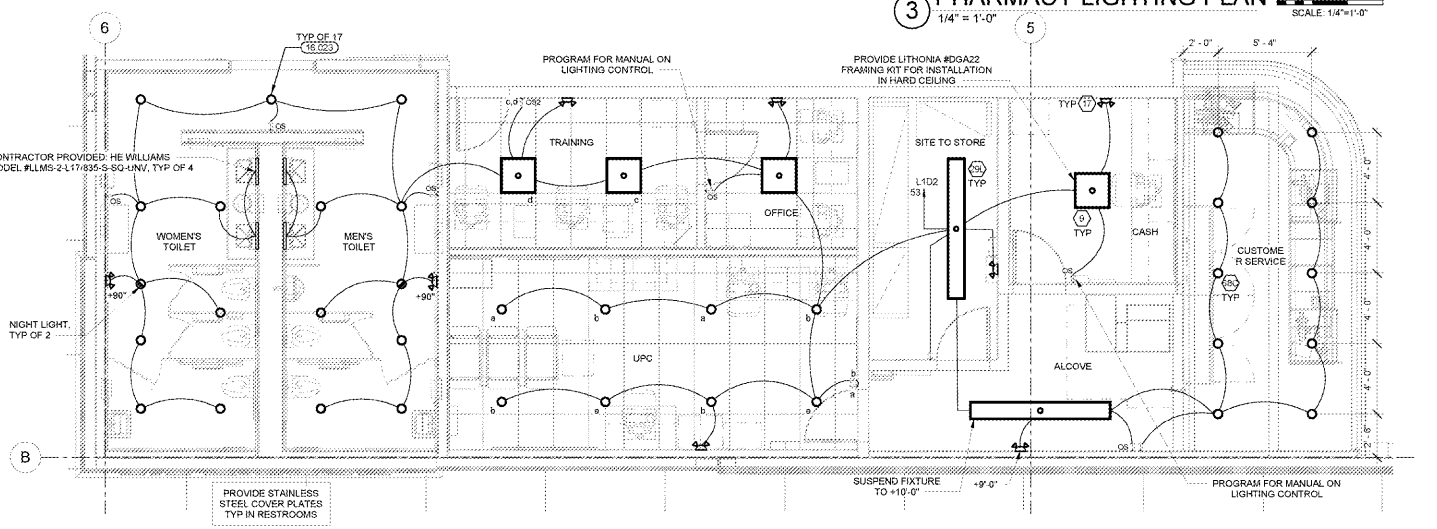
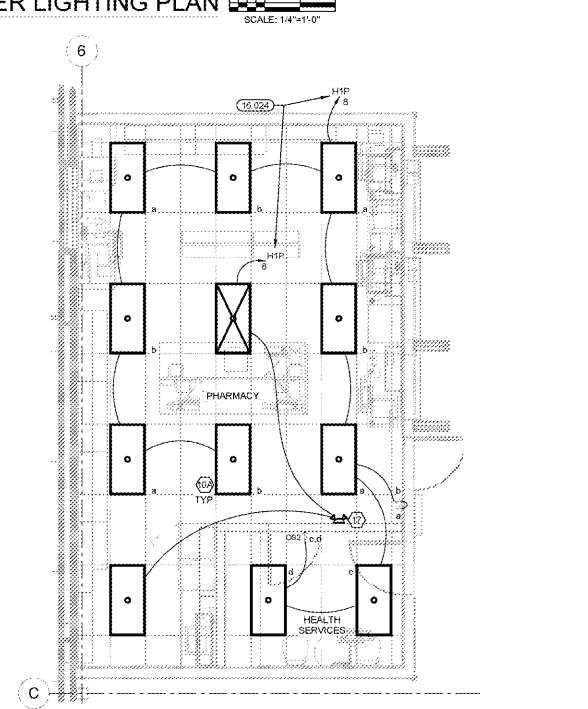

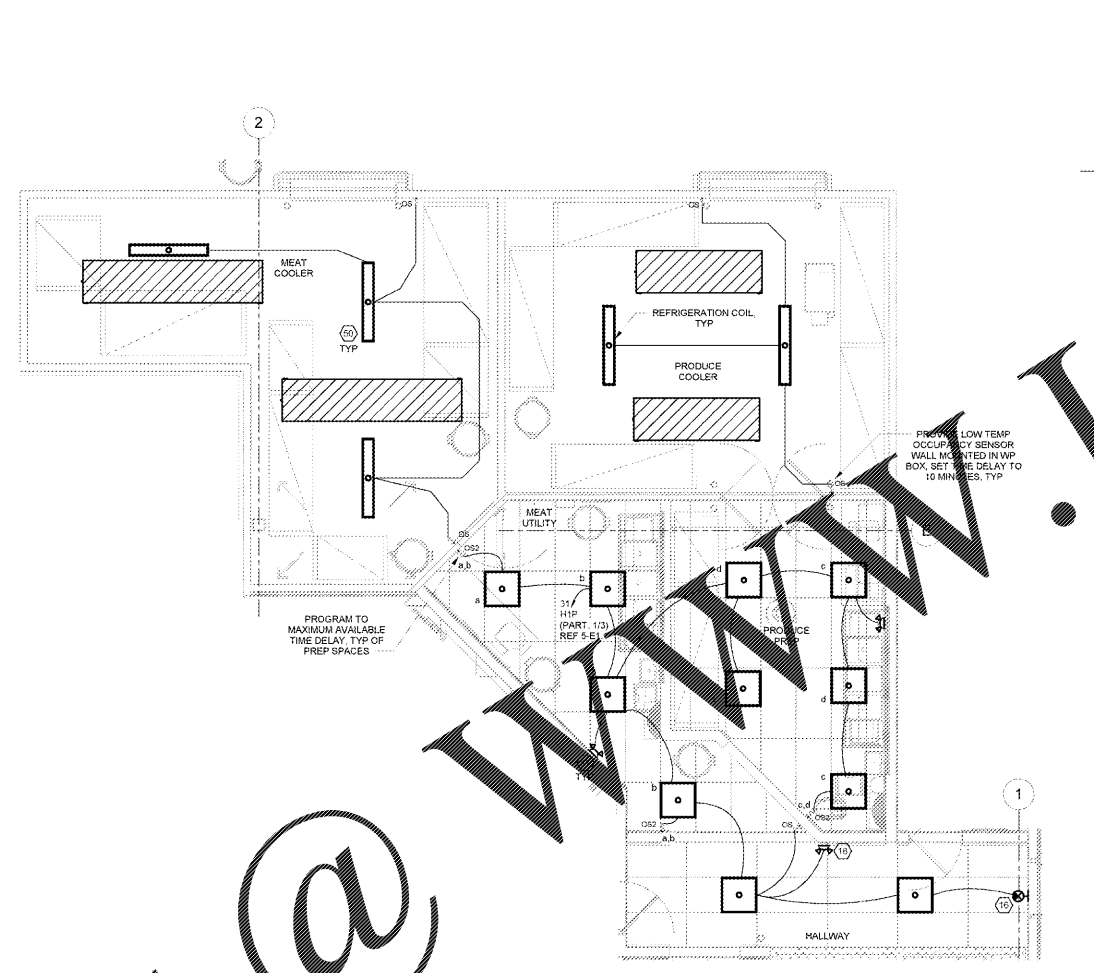
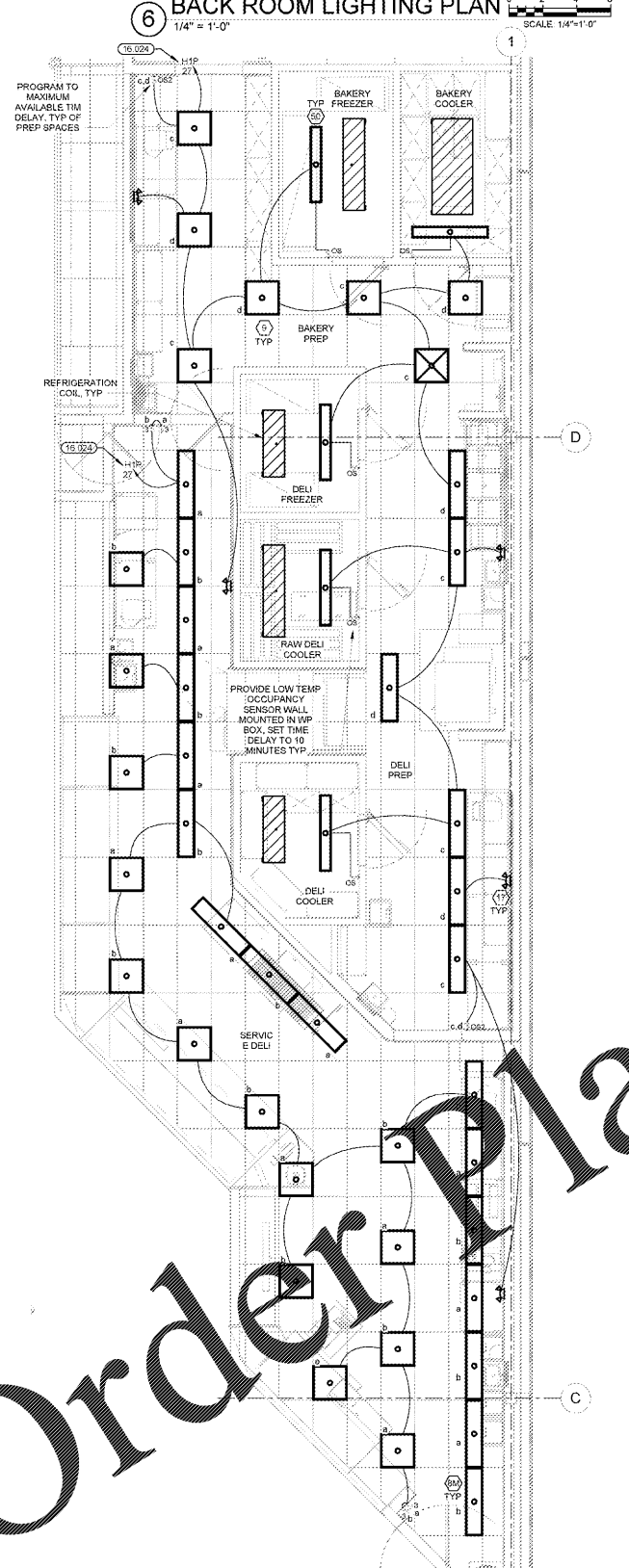
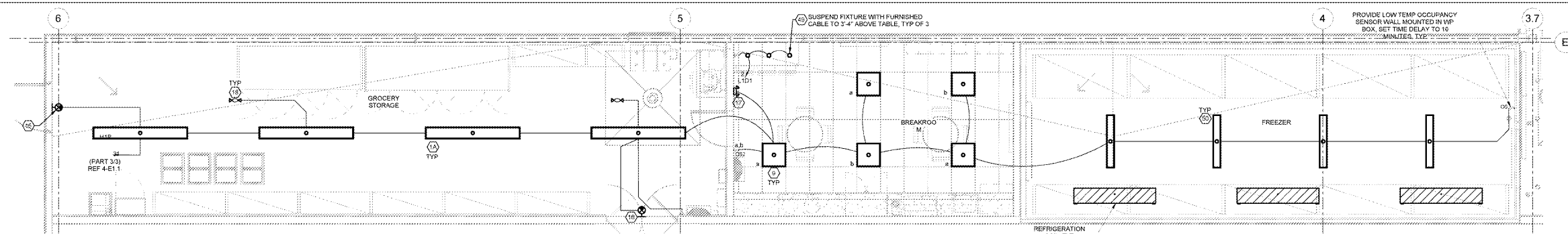
CHECKED BY: ABM
 DRAWN BY: DJA
 FILE NAME: E1.1
 PHOTO CYCLE: 10/28/16
 DOCUMENT DATE: 01/09/17

**BID SET
 NOT FOR
 CONSTRUCTION**

THIS ITEM HAS BEEN ELECTRONICALLY SIGNED AND SEALED BY JARON MORSE . PE ON THE DATE AND/OR TIME STAMP SHOWN USING A DIGITAL SIGNATURE. PRINTED COPIES OF THIS DOCUMENT ARE NOT CONSIDERED SIGNED AND SEALED AND THE SIGNATURES MUST BE VERIFIED ON ANY ELECTRONIC COPIES.

ENLARGED LIGHTING PLANS

SHEET: **E1.1**



Order Plans @