


FOUNDATION PLAN SHEET NOTES

- BEFORE STARTING WORK, COORDINATE LOCATION OF ALL STEEL JOISTS AND BEAMS WHICH BEAR ON MASONRY, GROUT AND REINFORCE WALL PER DETAILS AND GENERAL NOTES.
- VERIFY ALL WALL OPENING DIMENSIONS AND LOCATIONS WITH ARCHITECTURAL DRAWINGS.
- REF ARCH DRAWINGS FOR SIZE AND LOCATION OF ALL EXTERIOR PADS AND DOOR STOOPS.
- DEVIATIONS FROM CONSTRUCTION PATTERN SHOWN ON SHEET S-11 MUST BE APPROVED BY THE OWNER'S CONSTRUCTION MANAGER AND SLAB CONSULTANT.
- NOT USED.
- REFER TO ARCHITECTURAL DRAWINGS FOR GROCERY INSULATED FREEZER REFRIGERATION PITS, AND DOOR AND SLAB LOCATIONS.
- PROVIDE JAMB REINFORCEMENT ABOVE FF EL. ALL SCUPPER LOCATIONS: REF S-4 FOR JAMB DETAIL AND REF S-5 FOR SCUPPER AND LOCATION.
- REFER ARCH DRAWINGS FOR OPENING LOCATION ABOVE FF EL. REF S-4 FOR LANTERN REINFORCEMENT AT THE WALL.
- REF ONLY FINAL LOCATION OF LIGHT POLE, IF REQUIRED.



CONSULTANTS
 Johnnie B. Williams, PE
 Structural Engineer
 1372 9th St, Suite 200
 Marlton, NJ 07735
 Phone: 609-261-1111
 Fax: 609-261-1112
 www.jbw.com

Walmart Neighborhood Market
APOPKA, FL
 STORE NO 6894-00
 JOB NUMBER: 097-19-006 | PROJECT: 41.2

ISSUE BLOCK

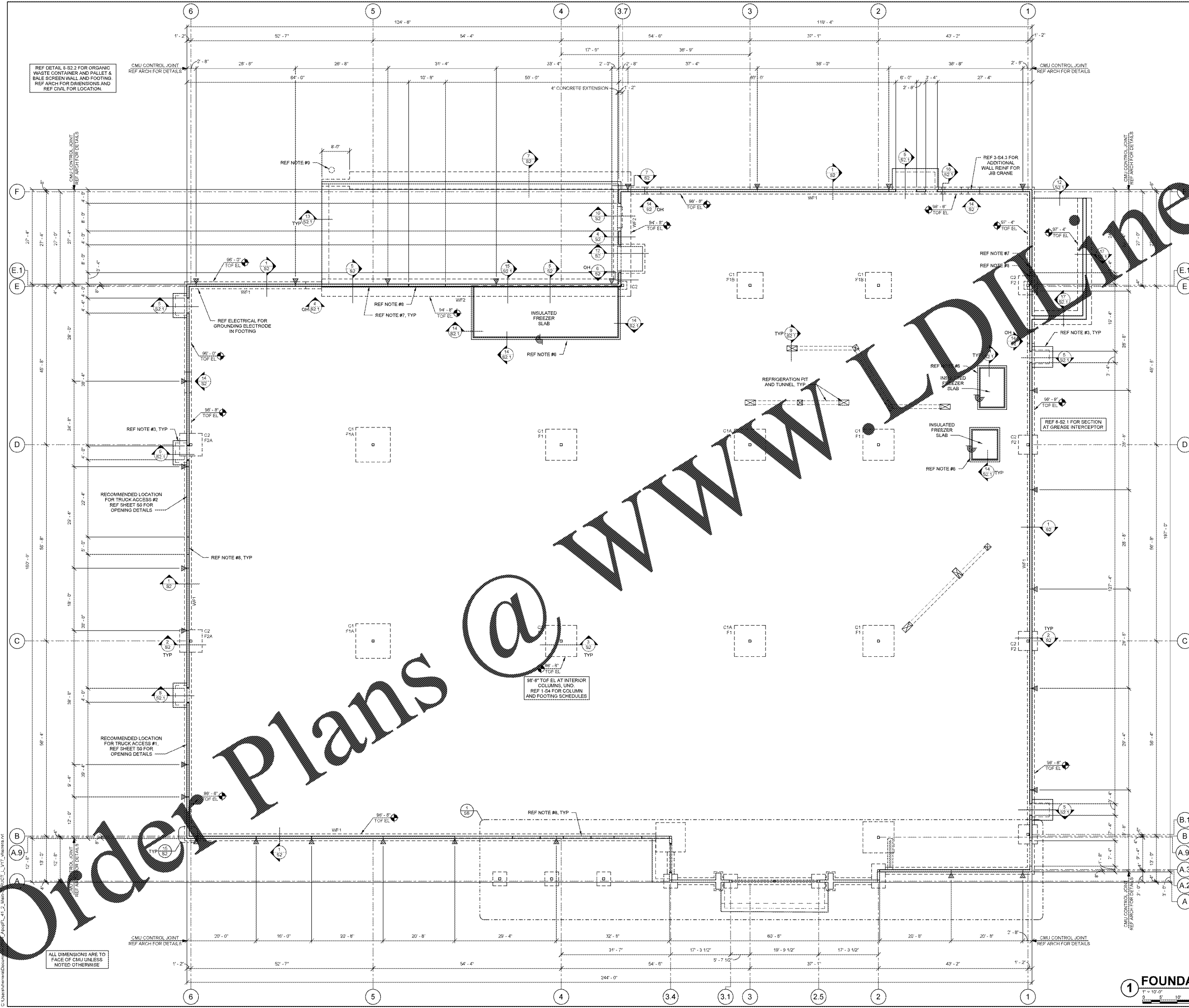
--	--

CHECKED BY:	BCR
DRAWN BY:	MAV
PROTO CYCLE:	102818
DOCUMENT DATE:	01/09/17
ISA PROJECT #:	56520894


BID SET NOT FOR CONSTRUCTION

FOUNDATION PLAN

SHEET: S1



1 FOUNDATION PLAN



REF DETAIL S-2.3 FOR ORGANIC WASTE CONTAINER AND PALLET BALE SCREEN WALL AND FOOTING. REF ARCH FOR DIMENSIONS AND REF CIVIL FOR LOCATION.

ALL DIMENSIONS ARE TO FACE OF CMU UNLESS NOTED OTHERWISE.

W:\Projects\1466894\1466894.dwg
 C:\Users\jwheeler\Documents\1466894.dwg