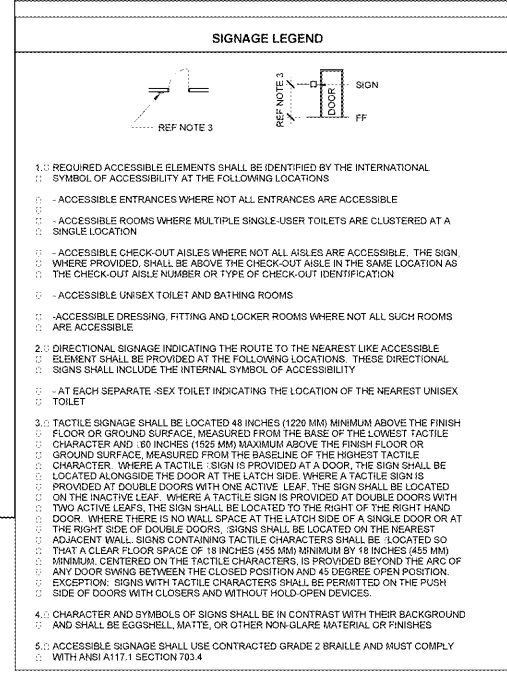
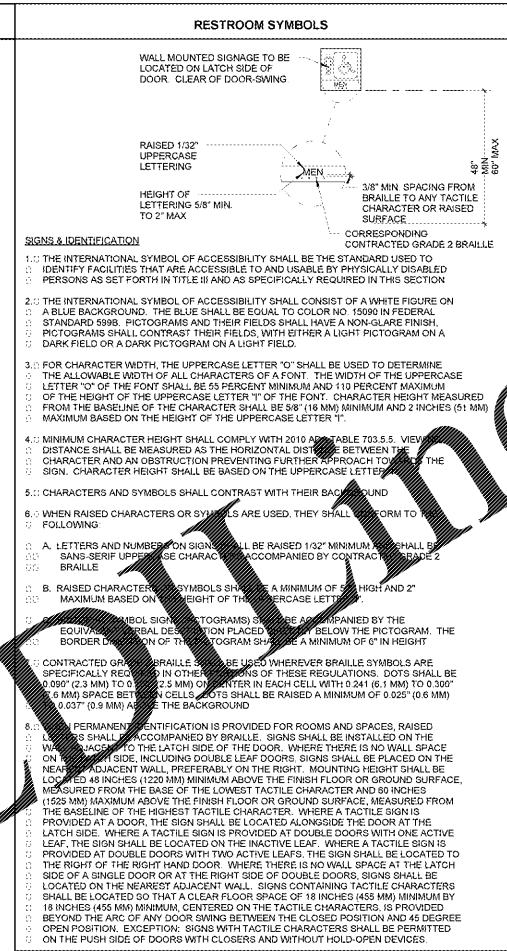

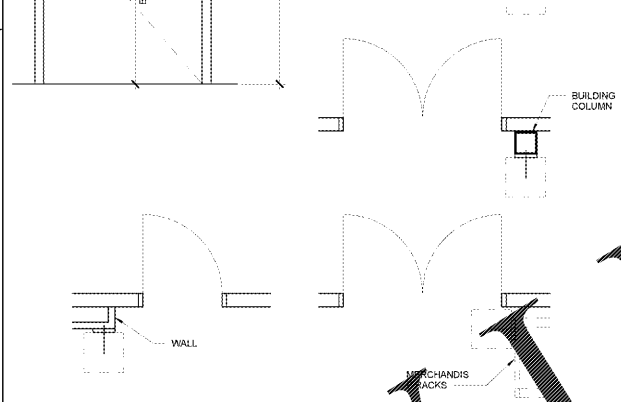
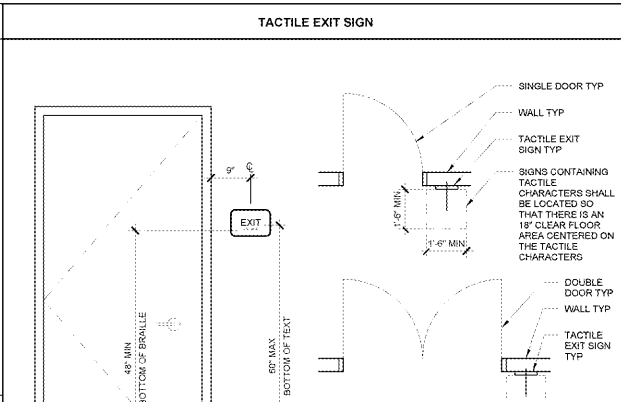
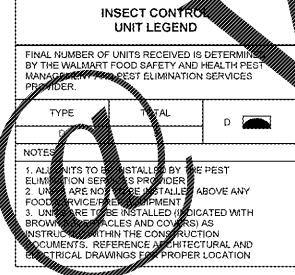
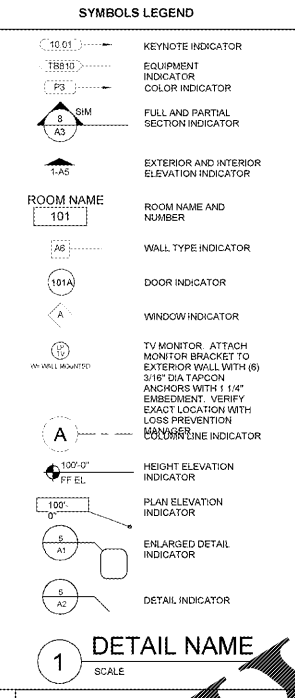
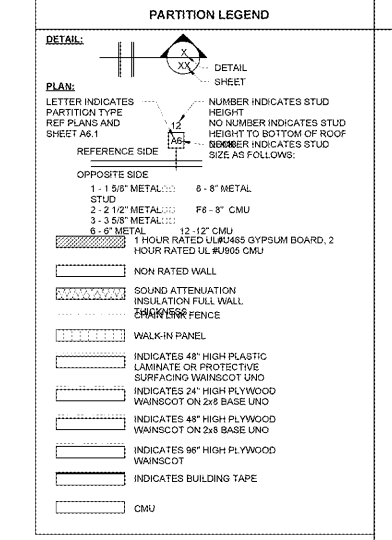
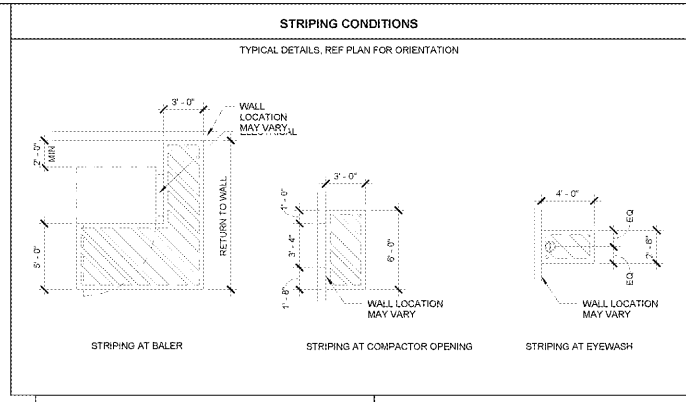


Order Plans



ABBREVIATION LEGEND

GENERAL ABBREVIATIONS

ABR	ANCHOR BOLT
ACI	AMERICAN CONCRETE INSTITUTE
AFF	ABOVE FINISHED FLOOR
AHU	AIR HANDLING UNIT
AISC	AMERICAN INSTITUTE OF STEEL CONSTRUCTION
ARCH	ARCHITECTURAL
ASTM	AMERICAN SOCIETY OF TESTING AND MATERIALS
AWG	AMERICAN WELDING SOCIETY
BOARD	BOARD
BFF	BELOW FINISHED FLOOR
BLD	BLOCK LINTEL
BLDG	BUILDING
BO	BOTTOM OF
BOM	BOTTOM OF STEEL OR BOTTOM OF
BOS	BOTTOM
BRG	BEARING
CD	CASH DRAWER
CONC	CONCRETE
CMU	CONCRETE MASONRY UNIT
COL	COLUMN
CONC	CONCRETE
CONST	CONSTRUCTION
DIAMETER	DIAMETER
DWNSPOL	DOWNSPOUT
EA	ELECTRONIC ARTICLE SURVEILLANCE
ELEC	ELECTRICAL DISTRIBUTION CENTER
EL	ELECTRICAL INSULATION AND FINISH SYSTEM
EXP	EXPANSION JOINT
ELEV	ELEVATION
EQ	EQUIPMENT
EV	EQUIPMENT SUPPLIER
EXT	EXTERIOR
FOUNDATION	FOUNDATION
FF	FINISHED FLOOR
FS	FAIR SIDE
FTG	FOOTING
FV	FIELD VERIFY
GA	GUAGE
GC	GENERAL CONTRACTOR
GM	GENERAL MERCHANDISE
GR	GROUPEY
GYP BD	GYPSUM BOARD
H	HEIGHT
HC	HANGCAP
HMR	HOME MEAL REPLACEMENT
HORIZ	HORIZONTAL
HSA	HEADED STUD AND ANCHOR
HSS	HOLLOW STRUCTURAL SECTION
INFO	INFORMATION
ISO	ISOLATION SYSTEMS DIVISION
ISO	ISOLATION
JBE	JOIST BEARING ELEVATION
JO	JOIST
JT	JOINT
KPS	KIPS PER SQUARE INCH
L	LENGTH
LB	POUNDS
LH	LONG LEG HORIZONTAL
LLV	LONG LEG VERTICAL
LONG	LONGITUDINAL
MAX	MAXIMUM
MDF	MEDIUM DENSITY FIBERBOARD
MECH	MECHANICAL
MFR	MANUFACTURER
MIN	MINIMUM
MISC	MISCELLANEOUS
MO	MASONRY OPENING
MTL	METAL
NC	NOT IN CONTRACT
NPL	NON FIBERGLASS REINFORCED PLASTIC
NO	NUMBER
NS	NEAR SIDE
NTS	NOT TO SCALE
ON CENTER	ON CENTER
OCH	ON CENTER HORIZONTALLY
OCV	ON CENTER VERTICALLY
OD	OUTSIDE DIAMETER
OH	OPPOSITE HAND
PAP	POWDER ACTUATED FASTENER
PBF	POUNDS PER CUBIC FOOT
PLM	PLASTIC LAMINATE
PL	PLATE
PLF	POUNDS PER LINEAR FOOT
PMEJ	PREMOLOD EXPANSION JOINT
PT	PRESSURE TREATED
PSF	POUNDS PER SQUARE FOOT
PSI	POUNDS PER SQUARE INCH
PVC	PROTECTIVE SURFACING
QTY	QUANTITY
RCP	REFLECTED CEILING PLAN
REF	REFER TO
RENF	REINFORCING
REQD	REQUIRED
REV	REVERSE
RO	ROUGH OPENING
RTU	ROOF TOP UNIT
SCHED	SCHEDULE
SD	STEEL DECK INSTITUTE
SF	SQUARE FEET/FOOT
SIM	SIMILAR
S/I	STEEL JOIST INSTITUTE
SP	SPACES
SPECS	SPECIFICATIONS
SS	STAINLESS STEEL
STRUC	STRUCTURAL
T	TOP
T&B	TOP AND BOTTOM
TE	TELECOMMUNICATIONS ENCLOSURE
THK	THICKNESS
TOP	TOP OF
TOC	TOP OF CONCRETE
TOFC	TOP OF FINISH
TOP	TOP OF
TOCB	TOP OF GRADE BEAM
TOM	TOP OF MASONRY
TOPTP	TOP OF PAINT
TOP	TOP OF PAVING
TRANS	TRANSVERSE
TYP	TYPICAL
UNC	UNLESS NOTED OTHERWISE
VERT	VERTICAL
VTR	VENT THROUGH ROOF
W	WIDTH
WD	WOOD

STIPULATION FOR THE USE OF THIS PLAN: THIS PLAN IS THE PROPERTY OF WALMART STORE #0694-00 AND IS TO BE USED ONLY FOR THE PROJECT IDENTIFIED HEREIN. IT IS TO BE KEPT IN THE ORIGINAL FILED AND NOT REPRODUCED OR COPIED IN ANY MANNER WITHOUT THE WRITTEN PERMISSION OF WALMART STORE #0694-00. ANY REPRODUCTION OR COPIING OF THIS PLAN WITHOUT THE WRITTEN PERMISSION OF WALMART STORE #0694-00 IS STRICTLY PROHIBITED. WALMART STORE #0694-00 ASSUMES NO LIABILITY FOR ANY DAMAGE OR INJURY TO PERSONS OR PROPERTY ARISING FROM THE USE OF THIS PLAN.

Wal-Mart
Apopka, FL

ISSUE BLOCK

CHECKED BY: MMA

DRAWN BY: MMA

FILE NAME: 41_2-11

PROTO CYCLE: 102816

DOCUMENT DATE: 01/09/17

BID SET
NOT FOR
CONSTRUCTION

GENERAL
INFORMATION

SHEET: N1