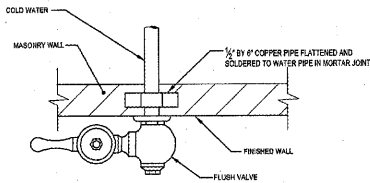
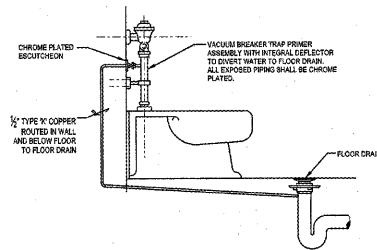


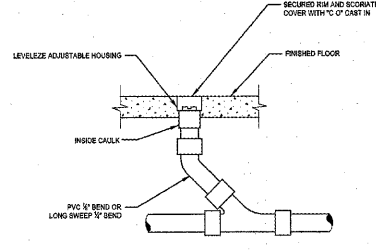
WATER CLOSET FLUSH VALVE MOUNTING DETAIL
SCALE: NONE



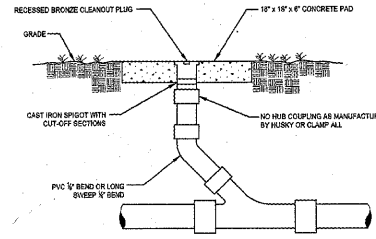
FLUSH VALVE ANCHOR
SCALE: NONE



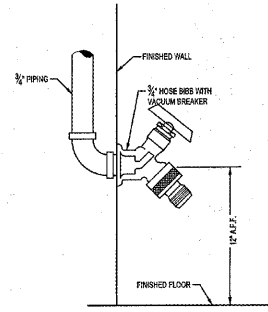
TRAP PRIMER PIPING DETAIL
SCALE: NONE



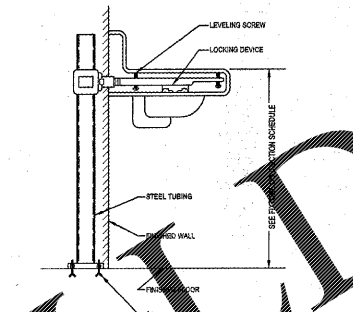
FLOOR CLEANOUT
SCALE: NONE



OUTSIDE CLEANOUT
SCALE: NONE



HOSE BIBB DETAIL
SCALE: NONE



LAVATORY CARRIER DETAIL
SCALE: NONE

PLUMBING LEGEND	
---	SOIL OR WASTE PIPING
----	VENT PIPING
----	COLD WATER PIPING
----	HOT WATER PIPING
○	BALL VALVE (2" & SMALLER) OR BUTTERFLY VALVE (2" & LARGER)
∩	VALVE IN PIPING DROP
→	PIPING DROP IN DIRECTION OF FLOW
→	PIPING RISE IN DIRECTION OF FLOW
— —	DI-ELECTRIC UNION
— —	PIPING TEE FROM TOP OF MAIN
— —	PIPING TEE FROM BOTTOM OF MAIN
— —	CHROME PLATED HOSE BIBB
— —	FREEZE PROOF WALL HYDRANT
— —	FLOOR DRAIN
— —	FLOOR CLEANOUT
— —	WALL CLEANOUT
— —	OUTSIDE CLEANOUT
— —	VENT THRU ROOF

- GENERAL NOTES**
- THESE DRAWINGS ARE DIAGNOSTIC AND SHALL NOT BE USED FOR ARCHITECTURAL DRAWINGS.
 - INSTALLATION OF PIPE AND EQUIPMENT SHALL BE COORDINATED WITH ALL OTHER WORK RELATED TO THE CONSTRUCTION OF THIS FACILITY INCLUDING BUT NOT LIMITED TO: BUILDING STRUCTURE, MECHANICAL, ELECTRICAL, PIPING, ELECTRICAL WORK AND OTHER FINISHED EQUIPMENT.
 - INTERNAL MEMBERS SHALL NOT BE FINISHED WITHOUT APPROVAL FROM ARCHITECT.
 - PIPING CONTAINING FLUIDS SUBJECT TO PRESSURE SHALL BE INSULATED WITH INSULATION ENVELOPE OR PROVIDE HEAT TAPE.
 - ROOF VENT PIPING SO VENTS THRU ROOF SHALL BE A MINIMUM OF 18" FROM ALL OUTSIDE AIR INTAKES AND A MINIMUM OF 5" FROM EXTERIOR WALLS. EXPANSION JOINTS AND ROOF MOUNTED EQUIPMENT SHALL BE PROTECTED FROM WEATHER.
 - WHERE CHECKS ARE NOT FURNISHED, PIPING SHALL NOT BE ROUTED HORIZONTALLY. AVOID CUTTING STUDS.

FIXTURE CONNECTION SCHEDULE									
MARK	FIXTURE	NOTES	RIM HEIGHT	COLD WATER		HOT WATER		WASTE	
				BRANCH	CONN.	BRANCH	CONN.	BRANCH	CONN.
P-1	WATER CLOSET		1'	1"	1"	---	---	2"	2"
P-2	WATER CLOSET		1.8	1"	1"	---	---	2"	2"
P-3	URINAL		2	1/2"	1/2"	---	---	2"	2"
P-4	URINAL		2.3	1/2"	1/2"	---	---	2"	2"
P-5	LAVATORY		4	1/2"	1/2"	---	---	2"	1 1/2"
P-6	LAVATORY		3.4	3/4"	3/4"	---	---	2"	1 1/2"
P-7	WATER COOLER		5.8	3/4"	3/4"	---	---	2"	1 1/2"
P-8	WATER COOLER		5.8	3/4"	3/4"	---	---	2"	1 1/2"

- FLOOR MOUNTED, FLUSH VALVE.
- WALL HUNG, FLUSH VALVE.
- HANDICAP ACCESSIBLE.
- WALL HUNG, COLD WATER ONLY.
- WALL HUNG.
- DUAL HEIGHT COOLER. MOUNT AS REQUIRED BY MANUFACTURER TO MEET ADA.

ISSUANCES	
DATE	DESCRIPTION
03.23.2017	Iss

KEY PLAN

AH&P
CONSULTING ENGINEERS
ANDREWS, HAMMOCK & POWELL, INC.
250 Charter Lane
Suite 100
Macon, Georgia 31210
Macon (770) 405-8201
FAX (770) 405-8210
WWW.AHPENGR.COM



Manley Spangler Smith Architects
A Professional Corporation

325 East Taylor St.
P.O. Box 880
Gwinnett, Georgia 30224
Office 770.227.5473
Fax 770.228.3442

PROJECT:
Whitewater High School
Multi-purpose Building

CLIENT:
Fayette County Schools

SHEET TITLE:
PLUMBING LEGEND,
SCHEDULE AND
DETAILS

FACILITY CODE:
© 2017 Manley Spangler Smith Architects, PC
PROJECT NUMBER: 201629
DATE: 03.23.2017
SCALE: NONE
DRAWN BY: JMC
CHECKED BY: JMC

SHEET NO.: P102

Order Plans @ www.10101.com