
























ELECTRICAL LEGEND

-  SL1 SITE/PARKING LIGHT POLE AND FIXTURE, SINGLE, "SL1" INDICATES FIXTURE TYPE
-  SL1 SITE/PARKING LIGHT POLE AND FIXTURE, DOUBLE, "SL1" INDICATES FIXTURE TYPE
-  SPORTS LIGHTING POLE
-  EXTERIOR WALL MOUNT WALL PACK LUMINAIRE
-  1X4 SURFACE MOUNT VOLUMETRIC LED LUMINAIRE, "A" INDICATES FIXTURE TYPE
-  S₃ SWITCH, 3-WAY
-  S_o SWITCH, OCCUPANCY SENSOR
-  S SWITCH, SINGLE POLE, SINGLE THROW
-  S_{HOA} SWITCH, HAND-OFF-AUTO
-  XXX DISCONNECT SWITCH, FUSIBLE OR NONFUSIBLE AS SHOWN ON PLANS
-  □ HANDHOLE
-  ○ CONDUIT STUB UP, DIAGRAMMATIC
-  SERVICE FEEDERS
-  EXTERIOR / UNDERGROUND BRANCH CIRCUITS AND CONDUIT
-  INTERIOR BRANCH CIRCUIT AND CONDUIT
-  LA-1 HOMERUN, LA-1 INDICATES PANEL ID AND CIRCUIT NUMBER
-  20A HEAVY DUTY NEMA 5-20R RECEPTACLE
-  20A HEAVY DUTY NEMA 5-20R GFCI RECEPTACLE
-  30A HEAVY DUTY NEMA 6-30R RECEPTACLE
-  ○ JUNCTION BOX
-  HA POWER DISTRIBUTION PANEL, "HA" INDICATES PANEL ID
-  XF THREE PHASE 480V-208/120V WYE DRY TYPE TRANSFORMER
-  □ TELECOM / DATA JACK

GENERAL NOTES:

1. ALL WORK SHALL COMPLY WITH NFPA 70 NATIONAL ELECTRICAL CODE AND STATE/LOCAL ORDINANCES.
2. ALL MATERIAL SHALL BE NEW AND SHALL BEAR UL OR E-QUIVALENT APPROVALS FROM RECOGNIZED TESTING ORGANIZATIONS. ALL MATERIAL SHALL HAVE BEEN MANUFACTURED IN THE USA NO MORE THAN ONE YEAR PRIOR TO PURCHASE FOR THIS PROJECT.
3. THESE DRAWINGS ARE NOT APPROVED FOR CONSTRUCTION AND SHALL BE AUGMENTED BY DETAILED SPECIFICATIONS UPON FINAL ISSUE.
4. ALL INTERIOR CIRCUITS SHALL BE IN 3/4" 3#12AWG, 1/2" CONDUIT, PER CIRCUIT, UNLESS NOTED OTHERWISE.
5. HOMERUNS SHOWN AS INDIVIDUAL CIRCUITS MAY BE COMBINED INTO A COMMON CIRCUIT, PROVIDED NO MORE THAN THREE (3) CIRCUITS ARE ROUTED IN AN UNDERGROUND CIRCUITS THAT SHARE NEUTRALS MUST BE FROM DIFFERENT PHASES.
6. ELECTRICAL DEVICES AND PLANS ARE IN PART DIAGRAMMATIC. SEE DETAIL 1/E-501 FOR DEVICE INSTALLATION IN CMU WALL.
7. COORDINATE ALL UTILITY REQUIREMENTS WITH GA POWER. CONTRACTOR SHALL PROVIDE CONCRETE EQUIPMENT PAD FOR PAD-MOUNT TRANSFORMER.
8. PROVIDE AN EMPTY 1" CONDUIT WITH PULL STRING IN THE UTILITY ROOM FOR FUTURE TELECOM REQUIREMENTS.
9. MUSCO IS THE SOLE SOURCE VENDOR FOR THE SPORTS LIGHTING POLES, FIXTURES, CONTACTORS, AND CONTROL CABINETS. CONTRACTOR SHALL PROVIDE ALL BRANCH BREAKERS, CONDUCTORS, CONDUIT, AND GROUNDING FOR THE SPORTS LIGHTING.
10. COORDINATE ALL CONCESSIONS RECEPTACLE MOUNTING HEIGHTS WITH ARCHITECTURAL PLANS, SECTIONS, AND ELEVATIONS.
11. FOR EACH TELECOM/DATA JACK SHOWN, PROVIDE A SINGLE GANG BOX WITH A BLANK FACEPLATE AND 3/4" CONDUIT BACK TO THE UTILITY CLOSET. EACH CONDUIT SHALL CONTAIN A PULL STRING.
12. MAINTAIN ALL EQUIPMENT MINIMUM CLEARANCE REQUIREMENTS.
13. THE DUGOUT PLAN SHOWN IS TYPICAL. EACH DUGOUT IS TO GET TWO DEDICATED CIRCUITS. SEE E-1.00 FOR CONDUCTOR AND CONDUIT SIZING.

Robert and Company
 Engineers, Architects, Planners
 225 Foxshire Street, N.E. International Tower
 Atlanta, Georgia 30328
 404-577-4000 FAX 404-577-7119

SKYLINE
 ENGINEERING & CONSTRUCTION
 P: 888.706.0061 F: 770.217.7530 www.skyline-ec.com

NO.	REVISION	DATE	BY

PRELIMINARY
 PRELIMINARY
 PRELIMINARY

City of
Dunwoody
 PROJECT
 BASEBALL FACILITIES AT
 BROOK RUN PARK

DESIGNED	DRAWN	CHECKED	DATE
CLO	CLO	MKK	SCALE
PROJECT NO.	C-1610-10	AS SHOWN	
DRAWING TITLE	ELECTRICAL GENERAL NOTES AND LEGEND		

DRAWING NO.
E-0.01
 SHEET OF

RAC #: 1700200