




EEA Consulting Engineers
6615 Vaughn Ranch Road, Suite 100
Austin, Texas 78730-2314 USA
512.744.4400 main 512.744.4444 fax
www.eea.com

State of Registration: FLORIDA
Firm Registration No. 26645
EEA Project No. 20169549



SPRINKLER GENERAL NOTES

1. THE ABBREVIATION GC, WHEREVER IT APPEARS IN THESE MECHANICAL AND ELECTRICAL DRAWINGS, SHALL REFER TO THE GENERAL CONTRACTOR.
2. THE CONTRACTOR FOR THIS DIVISION OF WORK IS REQUIRED TO READ THE SPECIFICATIONS AND REVIEW DRAWINGS FOR ALL DIVISIONS OF WORK AND IS RESPONSIBLE FOR THE COORDINATION OF THIS WORK AND THE WORK OF ALL SUBCONTRACTORS WITH ALL DIVISIONS OF WORK. IT IS THIS CONTRACTOR'S RESPONSIBILITY TO PROVIDE ALL SUBCONTRACTORS WITH A COMPLETE SET OF BID DOCUMENTS.
3. THIS IS NOT AN ENGINEERED FIRE SPRINKLER DRAWING. FIRE PROTECTION PLANS, SPRINKLER DRAWINGS, SHALL BE ENGINEERED AND WET SIGNED BY LANDLORD APPROVED, LICENSED REGISTERED FIRE PROTECTION CONTRACTOR IN THE LOCAL JURISDICTION. FINAL INSTALLATION MUST COMPLY WITH NFPA 13 AND STATE AND LOCAL AUTHORITIES HAVING JURISDICTION.
4. SPRINKLER HEAD LAYOUT IS A SUGGESTED LAYOUT. COORDINATE SPRINKLER HEAD LAYOUT AND PIPE ROUTING WITH ARCHITECTURAL PLANS, MECHANICAL PLANS, HVAC CONTRACTOR, ELECTRICAL CONTRACTOR AND OTHER TRADES CONTRACTORS. THIS CONTRACTOR SHALL INCLUDE IN BID AND BE RESPONSIBLE FOR EXACT QUANTITY OF SPRINKLER HEADS REQUIRED FOR COVERAGE AND FINAL APPROVAL. LOCATE SPRINKLER MAIN AND RELATED SHUT OFF VALVES IN AN ACCESSIBLE LOCATION WITHIN THE STOCKROOM.

SPRINKLER CODED NOTES

- 200 INSTALL SPRINKLER HEADS ABOVE AND BELOW DUCTWORK AS REQUIRED BY NFPA 13. COORDINATE INSTALLATION OF HEADS WITH HVAC CONTRACTOR AND G.C.
- 300 LANDLORD SPRINKLER MAIN.
- 400 ENGINEER COULD NOT VERIFY PIPE SIZE IN FIELD. CONTRACTOR TO VERIFY AT BEGINNING OF CONSTRUCTION.

SPRINKLER HEAD LEGEND

SYMBOL	DESCRIPTION	REMARKS
(E) ⊗	EXISTING BRONZE UPRIGHT HEAD	
(N) ⊗	BRONZE UPRIGHT HEAD	
(N) ⊙	RECESSED HEAD	

RESPONSIBILITY MATRIX LEGEND

ITEM	FURNISHED BY	INSTALLED BY	COMMENTS
STOREFRONT EXTRUSION	L O	FACTORY FINISHED	
	L = LANDLORD O = OWNER (GAP INC.) GC = GENERAL CONTRACTOR		

RESPONSIBILITY MATRIX

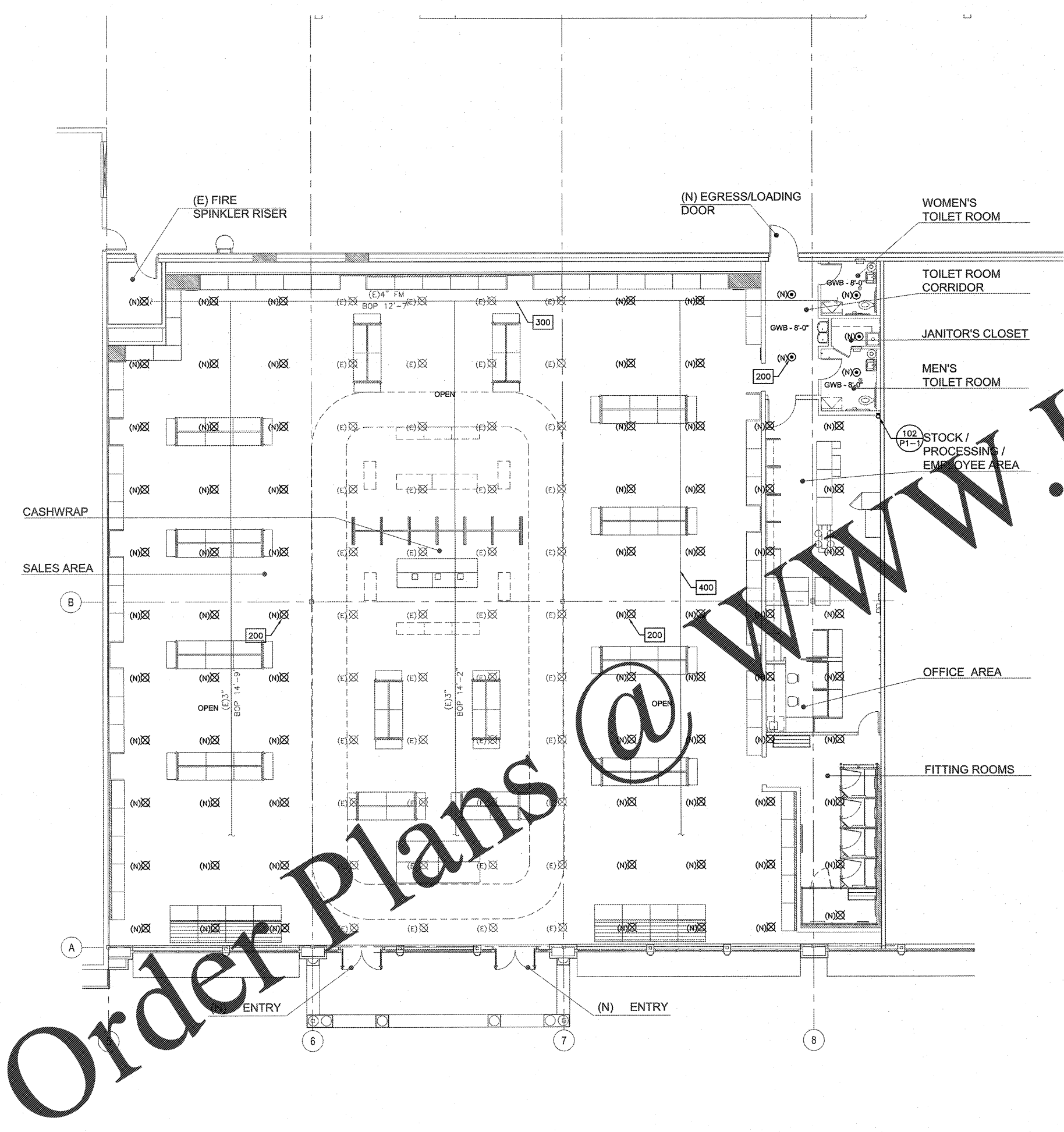
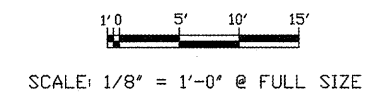
ITEM	FURNISHED BY	INSTALLED BY	COMMENTS
SPRINKLER MAIN TO LEASE SPACE	E	E	
SPRINKLER BRANCHES AND LATERAL GRID PIPING	E	E	

REMARKS:

- NOTE:
1. THE RESPONSIBILITY MATRIX ONLY DELINEATES ITEMS SUPPLIED AND/OR INSTALLED BY OWNER AND/OR LANDLORD. ANY WORK SHOWN IN THE CONSTRUCTION DOCUMENTS NOT DEFINED AS RESPONSIBILITY OF OWNER OR LANDLORD IS FURNISHED AND INSTALLED BY GENERAL CONTRACTOR. SEE BID CLARIFICATION LETTER FOR ANY VARIATION BY SCOPE OF WORK RESPONSIBILITY.
 2. GENERAL CONTRACTOR IS RESPONSIBLE FOR THE UNLOADING OF ANY OWNER SUPPLIED CONSTRUCTION ITEMS.

FIRE SPRINKLER NOTE

THIS IS NOT AN ENGINEERED DRAWING. ALL FIRE PROTECTION PLANS, SPRINKLER DRAWINGS MUST BE ENGINEERED AND WET SIGNED BY A LICENSED REGISTERED FIRE PROTECTION CONTRACTOR IN THE LOCAL JURISDICTION.



Order Plans

WWW.LDILLING.COM