

NOTE:
REFER TO ARCH A2.0 FOR DIMENSIONS OF LIGHTING

NOTE:
VERIFY LIGHTING VOLTAGE (120 OR 277V) PRIOR TO ORDER.

NOTE:
CONTACTOR "B" TO BE CONNECTED TO EMS SYSTEM (SITE SPEC). VERIFY REQUIREMENTS WITH SAGE MANUFACTURER.

LIGHTING NOTE:
NEC 2014 SECTION 700.12 (F)
ALL UNIT EQUIPMENT (EMERGENCY LIGHTING) SHALL BE WIRING AHEAD OF SWITCH OR CONTROL. IF NORMAL LIGHTING CIRCUIT SERVING THAT AREA, THE BRANCH CIRCUIT FEEDING THE UNIT EQUIPMENT SHALL BE THE SAME BRANCH CIRCUIT AS THAT SERVING THE NORMAL LIGHTING IN THE AREA AND CONNECTED AHEAD OF ANY LOCAL SWITCHES. THE BRANCH CIRCUIT THAT FEEDS UNIT EQUIPMENT SHALL BE CLEARLY IDENTIFIED AT THE DISTRIBUTION PANEL IN A SEPARATE AND UNINTERRUPTED AREA SUPPLIED BY A MINIMUM OF THREE NORMAL LIGHTING CIRCUITS. A SEPARATE BRANCH CIRCUIT FOR UNIT EQUIPMENT SHALL BE FROM THE SAME PANEL/BOARD AS THAT OF THE NORMAL LIGHTING CIRCUITS AND PROVIDED WITH A LOCK-ON FEATURE.

DUAL RELAY MULTI-TECH WALL SWITCH OCCUPANCY SENSOR WITH 10 MIN. DELAYED-OFF FOR SECOND RELAY, 120/277V. LEVITON, MODEL #OSSMD-FTx. (TYP.)

MASTER SWITCH BANK LOCATION - REFER TO MASTER SWITCH DETAIL ON SHEET E3.0

BYPASS SWITCHES

PROVIDE BUILT-IN 10A CURRENT LIMITER AT TRACK CONNECTION POINT. TYP.

PROVIDE TORK 2100 SERIES PHOTOCELL FOR SWITCHING OF ALL EXTERIOR LIGHTING & SIGNAGE.

CONSULTANTS

Professional Certification:
I certify that these documents were prepared or approved by me, and that I am a duly licensed professional engineer under the laws of the State of Georgia, license number 30569, expiration date December 31, 2019.

ARCHITECTURAL SEAL

DATE ISSUE

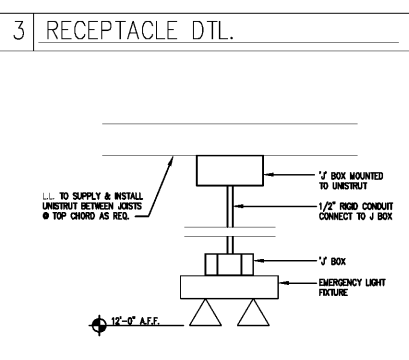
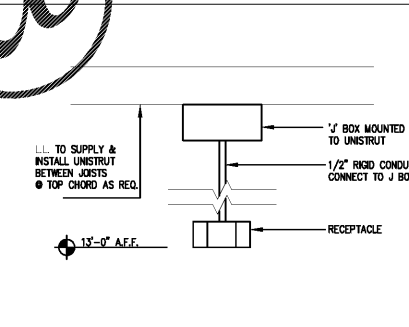
1 LIGHTING PLAN

SCALE: 3/16" = 1'-0"

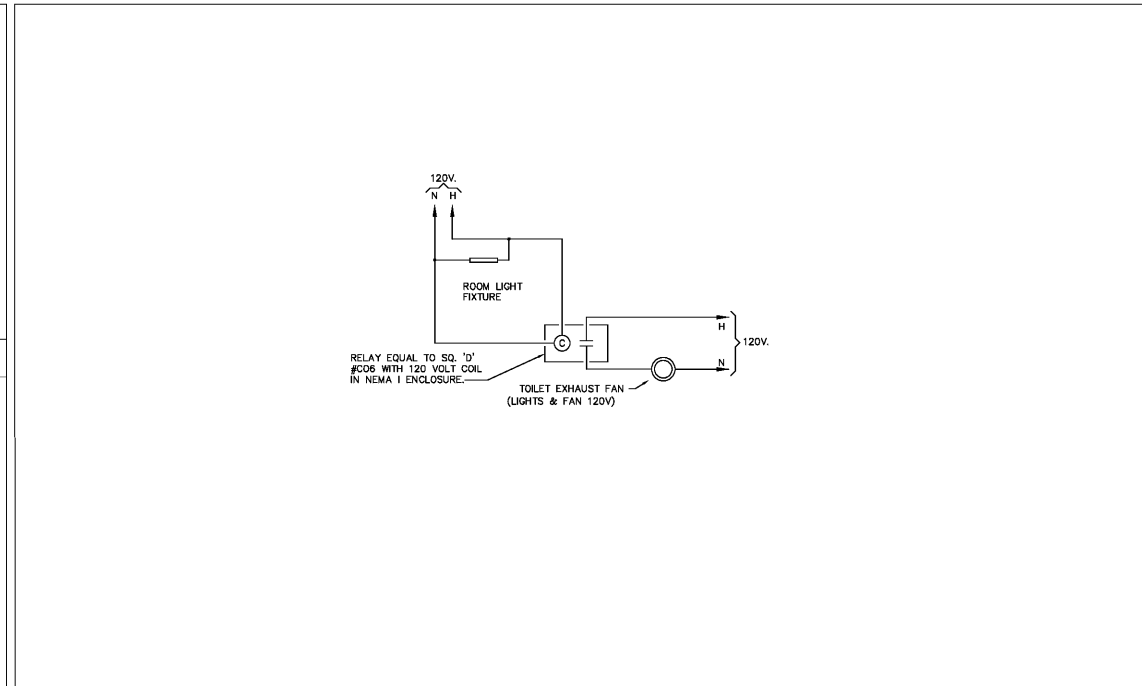
TYPE	SYMBOL	MANUFACT./CAT.#	DESCRIPTION	MOUNTING	LAMP(S)	VOLTS	WATTS	REMARKS
A	A	TEXAS FLUORESCENTS C-2-32-XI-UNI-BW-K	4' COMMERCIAL WIDE LED STRIPLITE	CABLE MOUNTED GT215	LED TB	277/120	36	PROVIDED & INSTALLED BY LL
A1	A1	TEXAS FLUORESCENT/ FHB SERIES FHB-L-3-328-XI-WH-UNI-BW-K-PH	8' F-HBAY LED STRIPLITE	CABLE MOUNTED GT215 & GT415	LED TB	277/120	108	PROVIDED & INSTALLED BY LL. AVAL. SML - SEE ELEC. PLANS FOR WIRING
A1.1	A1.1	TEXAS FLUORESCENT/ FHB SERIES FHB-L-3-32-XI-WH-UNI-BW-K-PH	4' F-HBAY LED STRIPLITE	CABLE MOUNTED GT215	LED TB	277/120		PROVIDED & INSTALLED BY LL
A2	A2	TEXAS FLUORESCENTS C-2-32-5-XI-UNI-BW-K	8' COMMERCIAL WIDE LED STRIPLITE	CABLE MOUNTED GT215 & GT415	LED TB	277/120	72	PROVIDED & INSTALLED BY LL. AVAL. SML - SEE ELEC. PLANS FOR WIRING
A3	A3	TEXAS FLUORESCENTS C-2-32-5-XI-UNI-BW-K	8' COMMERCIAL WIDE LED STRIPLITE	CEILING MOUNTED	LED TB	277/120	72	PROVIDED & INSTALLED BY LL. AVAL. SML - SEE ELEC. PLANS FOR WIRING
B	B		FALSE SECURITY CAMERA & SIGN AT 10'-0" A.F.F.					PROVIDED BY FB & INSTALLED BY T.G.C. TO PROVIDE & INSTALL BATTERIES
E	E		SPEAKER					PROVIDED & INSTALLED BY F.B.
F	F	PATHWAY LIGHTING PEXUR-DL	UNIVERSAL EXT LED REB	SURFACE MOUNTED		277/120		PROVIDED & INSTALLED BY LL
G	G	PATHWAY LIGHTING AR-2-DL	DUAL HEAD EMERGENCY W/ BATTERY PACK	CLIP MOUNT (HUNG) SPECIAL	INCANDESCENT	277/120	10.8	SEE DTL. 4/A2.0 FOR MOUNTING PROVIDED & INSTALLED BY LL
H	H	TEXAS FLUORESCENTS DCC150L-42W42-42-WV-50K	FULL CUT-OFF WALL PACKS	SURFACE MOUNTED	32 CREE LED 42W	277/120	42	PROVIDED & INSTALLED BY LL
J	J	PATHWAY EM LIGHTING 12F362468-18F / 12C50	DOUBLE HEAD WEATHER PROOF EMERGENCY LIGHT	SURFACE MOUNTED		277/120	24	PROVIDED & INSTALLED BY LL
L	L	TEXAS FLUORESCENTS DCC150L-42W42-42-WV-50K	FULL CUT-OFF WALL PACKS	SURFACE MOUNTED	32 CREE LED 42W	277/120	42	PROVIDED & INSTALLED BY LL
M	M	TEXAS FLUORESCENTS SMO2-L-42W-342-42-WV-50K-B2-1P-000	SENSOR SECURITY LIGHT	SURFACE MOUNTED	LED	277/120	42	PROVIDED & INSTALLED BY LL
I	I	CON-TECH LIGHTING CT-1200-18"	8" INCH RECESSED DOWNLIGHT SPECULATOR & TRIM CLEAR	RECESSED FIXTURE	17W PAR 38 LED	277/120	25	PROVIDED & INSTALLED BY LL
LTB	LTB	HOUSING: CT1200-30N-P LAMP: 17PAR38C40M/340FL	CONTECH LIGHTING LT 6"	THREADED ROD PAINTED P-1	LED	120	17	PROVIDED & INSTALLED BY LL B.O. TRACK LIGHTS @ 12'-4" A.F.F. U.O.N.
LTB	LTB	HOUSING: CT1200-30N-P LAMP: 17PAR38C40M/340FL	CONTECH LIGHTING LT 6"	THREADED ROD PAINTED P-1	LED	120	17	PROVIDED & INSTALLED BY LL B.O. TRACK LIGHTS @ 12'-4" A.F.F. U.O.N.
LT12	LT12	HOUSING: CT1200-30N-P LAMP: 17PAR38C40M/340FL	CONTECH LIGHTING LT 12"	THREADED ROD PAINTED P-1	LED	120	17	PROVIDED & INSTALLED BY LL B.O. TRACK LIGHTS @ 12'-4" A.F.F. U.O.N.
FL	FL	LOW VOLT QUICK CONNECT LIGHTS LK06-18P-4000	3' OR 4' UNDER SHELF LIGHTING	MAGNET MOUNTED	LED	24	3/FT	PROVIDED & INSTALLED BY LL
LB	LB	MOLDFORMED 2619-68R-5LW70	4' UNDER SHELF LIGHTING - STYLE SECTION	CLIP MOUNTED	LED	120		PROVIDED BY F.B. & INSTALLED BY T.G.C.

NOTE:
FOR ALL LIGHTING FIXTURES CONTACT SPECIALTY LIGHTING GROUP: DANIELLE COLLINS (800) 767-0110 FOR CUT SHEETS.
LIGHTS ARE 4-5 WEEKS OUT, PLACE ORDERS SO AS TO NOT DISRUPT THE SCHEDULE.

2 LIGHTING FIXTURE SCHEDULE



4 EMERGENCY LIGHT DTL.



5 TOILET LIGHT (120V) / EXHAUST FAN (120V) CONTROL DIAGRAM

DATE: APRIL 07, 2017
PROJECT NO. 170238
DELIVERY TYPE: V-BOX

FIVE BELOW
FAYETTEVILLE PAVILION
110 PAVILION PARKWAY, SPACE 110A
FAYETTEVILLE, GA 30214

PROJECT INFORMATION

DRAWN:
CHECKED:

SHEET TITLE / NUMBER
LIGHTING PLAN

E2.0